

ACKNOWLEDGEMENTS

The Canola Council of Canada is the co-ordinating body of the Canola Production Centre program across Canada and is a major contributor to the program.

Each year, sponsors (both locally and nationally), help support the Canola Production Centre program across Canada. With their generous contribution, the Program has become an effective tool in technology transfer to all interested parties.

The program is supported on a national basis by the following cash sponsors:

**Advanta Seeds
Agrium Inc.**

**Dow AgroSciences Canada Inc.
Novartis Crop Protection Inc.**

The program is supported on a national basis by the following product/service sponsors:

PLATINUM

Aventis CropScience

GOLD

Dow AgroSciences Canada Inc.

DuPont Canada Inc.

SILVER

**Agriculture Canada
BASF Canada Inc.**

Esso / Imperial Oil

BRONZE

**Advanta Seeds
AgPro Grain Inc.
Agricore
Aventis Seed Treatment
Cargill AgHorizons
Enviro-Test Labs
Grow Tec Ltd.**

**Hetland Seeds
Inter-Ag
Monsanto Canada Inc.
Pioneer Grain / JRI
Proven Seed
Saskatchewan Wheat Pool
United Grain Growers**

This program is supported by the following provincial organizations:

**Alberta Canola Producers Commission
Alberta Agriculture Food and Rural Development (Farming for the Future Program)
British Columbia Peace River Grain Industry Development Council
- (Peace River Agricultural Development Fund)
Manitoba Canola Growers Association
Saskatchewan Canola Development Commission
Saskatchewan Canola Growers Association**

In 2000 the Canola Production Centre program was also supported by the following Contract Research participants:

PLATINUM

Aventis CropScience

GOLD

BASF Canada Inc.

Dow AgroSciences Canada Inc.

Limagrain Canada Seeds Inc.

SILVER

Agricore

Aventis Seed Treatment

Cargill Seed

IMC Cargill Ltd.

Saskatchewan Wheat Pool

BRONZE

Advanta Seeds

CanAmera Foods

Canterra Seeds

DuPont Canada Inc.

Gustafson

Kamterter II L.L.C.

Novartis Crop Protection Inc.

Stoller / Agritrend

Zeneca Agro

Phosyn PLC

TABLE OF CONTENTS

I	SITE DESCRIPTION	5
II	INTRODUCTION	14
III	DEFINITIONS	15
IV	ECONOMIC ANALYSIS	17
	A. CANOLA PRICING SYSTEM	17
	B. COST CALCULATIONS & ASSUMPTIONS	17
	C. ECONOMIC RESULTS REPORT (EXAMPLE)	21
V	SITE LOCATION MAP	22
VI	SITE INFORMATION	23
VII	SEED PRIMING TRIAL	48
VIII	VARIETY TRIAL - <i>B. NAPUS</i>	52
IX	HARVESTABILITY TRIAL	62
X	SEED TREATMENT TRIAL	72
XI	TIME OF WEED REMOVAL TRIAL	83
XII	SYSTEMS COMPARISON TRIAL	87
XIII	CANOPY MANIPULATION TRIAL	101
XIV	FOLIAR NUTRIENT APPLICATION TRIAL	108
XV	CALCIUM 5S SEED TREATMENT TRIAL	111
XVI	SEEDING DATE / OIL QUALITY TRIAL (NEX)	114
XVII	SCLEROTINIA CONTROL TRIAL	116
XVIII	DIAMONDBACK MOTH EVALUATION TRIAL	118
XIX	ROOT MAGGOT MONITORING TRIAL - <i>B. NAPUS</i>	119
XX	CABBAGE SEEDPOD WEEVIL TRIAL	120
XXI	TIME OF SWATHING TRIAL (AVENTIS)	122
XXII	APPENDIX	127
XXIII	SUMMARY	132
XXIV	FIELD STAFF INFORMATION	133

MINNESOTA CANOLA PRODUCTION CENTRE RESULTS

I	ACKNOWLEDGEMENTS	134
---	------------------------	-----

II	SITE DESCRIPTION	135
III	INTRODUCTION	137
IV	DEFINITIONS	138
V	ECONOMIC ANALYSIS	139
	A. CANOLA PRICING SYSTEM (BASED ON AVERAGE PRICES AT HARVEST, IN U.S. DOLLARS)	139
	B. COST CALCULATIONS & ASSUMPTIONS	139
	C. ECONOMIC RESULTS REPORT (EXAMPLE).....	142
VI	SITE LOCATION MAP	143
VII	SITE INFORMATION	144
VIII	CONVENTIONAL VARIETY TRIAL - <i>B. NAPUS</i>	147
IX	SYSTEMS COMPARISON TRIAL	149
X	HARVESTABILITY TRIAL	151
XI	SEED TREATMENT TRIAL	154
XII	SCLEROTINIA TRIAL	156
XIII	FUNGICIDE TRIAL	158
XIV	LIBERTY TANK MIX TRIAL	160
XV	TIME OF WEED REMOVAL TRIAL	161
XVI	TIME OF SWATHING (AVENTIS)	163
XVII	FALL DORMANT SEEDING	165
XVIII	SUMMARY	168
XIX	FIELD STAFF INFORMATION	169

I SITE DESCRIPTION

The Canola Production Centre program is supported locally by the following individuals and organizations that have donated products and/or services to the Canola Production Centres:

MANITOBA REGION - Derwyn Hammond, Agronomist

Location: Selkirk, MB - 80 acres

Land: Angele and Mark Deprez (Co-operators)

Seed and Seed Treatment: Advanta Seeds
Aventis CropScience
BASF Canada Inc.
Hetland Seeds
Inter-Ag
Saskatchewan Wheat Pool
Proven Seed

Fertilizer: Esso (Terraco) - Granular fertilizer (80 acres)

Herbicides and Fungicides: Aventis CropScience - Liberty (25 acres), Compas (20 acres)
Select (40 acres)
BASF Canada Inc. - Odyssey (10 acres)
DuPont Canada Inc. - Muster Gold II (80 acres), Freedom Gold
(20 acres)
Monsanto Canada Inc. - Roundup Transorb (50 acres)

Equipment and Labour: Enviro-Test Labs - soil test analysis
Leo's Sales and Service Ltd., Winnipeg - IHC 1460 combine

Tours: Dow AgroSciences Canada Inc. - lunch
Tour advertising and promotion - Manitoba Agriculture in Selkirk
(Michael Sykes), Stonewall (Stan Stadnyk), Teulon
(Hilmar Johnson).

Finally, I would like to thank Angele Deprez for hosting lunch and Concorde Colony for supplying tables and bales for seating.

Location: St. Claude, MB - 5 acres

Land: Gilbert and Liliane Bernard (Co-operators)

Fertilizer: Phosyn PLC - foliar boron and sulphur

Equipment and Labour: Enviro-Test Labs - plant tissue analysis
Gilbert and Liliane Bernard - all equipment required to conduct this
satellite trial.

Location:	Russell, MB - 80 acres
------------------	-------------------------------

Land: Doug Bily (Co-operator)
Gold Level Sponsors

- ◆ The Rural Municipality of Russell
- ◆ Town of Russell

Silver Level Sponsors

- ◆ CanAmera Foods, Harrowby
- ◆ The Rural Municipality of Silver Creek

Bronze Level Sponsors

- ◆ Jackson Seeds, Inglis
- ◆ Prairie Concrete, Foxwarren
- ◆ The Russell Inn, Russell
- ◆ Thunder Creek Farms

Seed and Seed Treatment: Advanta Seeds
Aventis CropScience
BASF Canada Inc.
Hetland Seeds
Inter-Ag
Keating Seed Farms
Saskatchewan Wheat Pool
Proven Seed

Fertilizer: Simplot Canada Inc. (Clement Farm Supply Ltd.) - Liquid (80 acres)

Herbicides and Fungicides: Aventis CropScience - Liberty (25 acres), Compas (20 acres)
Select (80 acres)
BASF Canada Inc. - Odyssey (10 acres)
Dow AgroSciences Canada Inc. - Lontrel (78 acres)
DuPont Canada Inc. - Muster (60 acres)
Monsanto Canada Inc. - Roundup Transorb (50 acres)

Equipment and Labour: Clement Farm Supply Ltd. - Bourgault coultter applicator
Enviro-Test Labs - soil test analysis
Greenline Equipment Ltd. - tractor and cultivator, JD 9600 combine
Sharpe's Soil Service (Langenburg) - fungicide application

Tours: Phosyn PLC and Tiger Resources Inc. - lunch
Tour promotion and co-ordination - Manitoba Agriculture
(Luanne Berjian)
CJGX radio (Jack Dawes), CKDM radio (Adam Ried) - advertising
Thanks also to Doug Bily and family for hosting the tour lunch and
PCDF (Jeff Kostuik) for preparing the food.

Comments: As the agronomist responsible for the CPC program in Manitoba, I would also like to take this opportunity to thank my technicians **Sherri McAuley** and **Warren Robak** for their dedicated assistance throughout the season.

EASTERN SASKATCHEWAN - David Vanthuyne, Agronomist

Location:	Grenfell, SK - 75 acres
------------------	--------------------------------

- Land:** Mike Kent (Co-operator)
Mainline Rural Economic Development Association
- Seed and Seed Treatment:** Advanta Seeds
Aventis CropScience
BASF Canada Inc.
Gustafson
Hetland Seeds
Saskatchewan Wheat Pool
Proven Seed
- Fertilizer:** Agricore (Mainline Fertilizers Ltd.) - anhydrous ammonia and granular (55 acres)
- Herbicides and Fungicides:** Aventis CropScience - Liberty (20 acres), Decis (5 acres) and Compas (20 acres)
BASF Canada Inc. - Poast Ultra (80 acres)
Dow AgroSciences Canada Inc. - Lontrel (26 acres)
DuPont Canada Inc. - Muster (26 acres)
Monsanto Canada Inc. - Roundup Transorb (80 acres)
- Equipment and Labour:** Agricore - Mainline Fertilizers Ltd. (Bill Kent) - herbicide storage and anhydrous applicator
Bill Kent - seed and equipment storage
Bruce and Lorne Loveridge - JD tractor and mower
Dave and Marvin Hoffman - MF 1135 tractor
Doug and Jack Amy - custom spraying
Lee Switzer - three tonne grain truck, grain storage and labour
Lloyd Wolfe - harrows
Rick Jones - heavy harrows
Mike and Doug Kent - cultivator, shop tools and equipment storage
- Tours:** CJGX radio (Jack Dawes) - radio advertisement
BASF Canada Inc. - sponsored BBQ dinner
Monsanto Canada Inc. - sponsored BBQ dinner
Town of Grenfell - bleachers for tour
Tour help - Grenfell and District Canola Production Centre Committee (Sharon May, Co-ordinator)

Location:	Naicam, SK - 65 acres
------------------	------------------------------

- Land:** Eric Cropper (Co-operator)
Naicam Marketing Club (Co-operator)

Seed and Seed Treatment: Advanta Seeds
 Aventis CropScience
 BASF Canada Inc.
 Gustafson
 Hetland Seeds
 Saskatchewan Wheat Pool
 Proven Seed

Fertilizer: Esso / Imperial Oil Ltd. - anhydrous ammonia and granular
 (65 acres)

Herbicides and Fungicides: Aventis CropScience - Liberty (20 acres), Decis (45 acres) and
 Compas (20 acres)
 BASF Canada Inc. - Poast Ultra (60 acres)
 Dow AgroSciences Canada Inc. - Lontrel (54 acres)
 DuPont Canada Inc. - Muster (26 acres) and Freedom Gold
 (20 acres)
 Monsanto Canada Inc. - Roundup Transorb (80 acres)

Equipment and Labour: Cropper Motors - tractor for banding and harrowing
 Barry Jordan Trucking - custom trucking
 Dauk Farms - tractor, grain truck, shop use and equipment storage
 Esso / Imperial Oil (Rodger Hayward) - anhydrous ammonia
 applicator
 Hetland Seeds - seed and equipment storage
 Jim Meekins - post hole auger
 Ron Loyns - custom spraying and grain storage
 Warren Loyns and Stan Rude - swather and swath roller
 Naicam Coop Agro Centre - harrows and chemical storage

Tours: Advanta Seeds - sponsored BBQ dinner
 CJGX radio (Jack Dawes) - radio advertisement
 Naicam Marketing Club - tour help

Comments: I would like to take this opportunity to extend a special thank you to
Barry Hurd and **Adrienne Wallington** for their dedicated technical
 assistance throughout the season.

BATTLE RIVER REGION - David Blais, Agronomist

Location:	North Battleford, SK - 90 acres
------------------	--

Land: Everett Seib

Seed and Seed Treatment: Advanta Seeds
 Aventis CropScience Inc.
 BASF Canada Inc.
 Hetland Seeds
 Saskatchewan Wheat Pool
 Proven Seed

Fertilizer: Esso / Imperial Oil (Northwest Agro) - anhydrous ammonia (90 acres)
Pioneer Grain/JRI - Field blend (90 acres)

Herbicides and Fungicides: Aventis CropScience Inc. - Compas (10 acres), Liberty (40 acres)
BASF Canada Inc. - Odyssey (20 acres)
Dow AgroSciences Canada Inc. - Lontrel (80 acres)
DuPont Canada Inc. - Assure II (80 acres)
Monsanto Canada Inc. - Roundup Transorb (120 acres)

Equipment and Labour: Enviro-Test Labs - soil test analysis
Everett Seib - spring fertilizer application, harrowing, combine, grain truck and hauling, grain auger, grain storage
Greenstar Equipment Ltd. - combine hauling
Esso/Imperial Oil (Northwest Agro) - anhydrous ammonia applicator

Tours: City of North Battleford - bleachers for tour
Nachtegaele Farms - trailer for tour

Location:	Vegreville, AB - 80 acres
------------------	----------------------------------

Land: Lloyd Boere

Seed and Seed Treatment: Advanta Seeds
Aventis CropScience Inc.
BASF Canada Inc.
Hetland Seeds
Saskatchewan Wheat Pool
Proven Seed

Fertilizer: AgPro Grain, Lavoy - 40 acres fall applied fertilizer
United Grain Growers, Vegreville - 40 acres field blend, 80 acres top dressed urea

Herbicides and Fungicides: Aventis CropScience Inc. - Compas (10 acres), Fusion (40 acres), Liberty (20 acres)
BASF Canada Inc. - Odyssey (20 acres)
Dow AgroSciences Canada Inc. - Vantage Plus (80 acres)
DuPont Canada Inc. - Freedom Gold (10 acres), Muster Gold (60 acres)
Monsanto Canada Inc. - Roundup Transorb (20 acres)

Equipment and Labour: Lloyd Boere - combine, grain truck and hauling, grain auger, grain storage, equipment storage
Kent MacDonald, Alberta Agriculture - technical support
Cargill Grain Ltd. (Vegreville) - custom herbicide application
United Grain Growers (Vegreville) - fertilizer spreader

Comments: A special **THANK YOU** to **Blair Michaud** for his valued technical assistance throughout the summer. Also, thank you to **Leo Blais** for continued use of shop tools and winter storage of equipment.

CHINOOK REGION - Doug Moisey, Agronomist

Location:	Beiseker, AB - 60 acres
------------------	--------------------------------

Land: Kenton and Bert Ziegler

Seed and Seed Treatment: Enviro-Test Labs - soil test analysis
Advanta Seeds
Aventis CropScience Inc.
BASF Canada Inc.
Gustafson
Hetland Seeds
Saskatchewan Wheat Pool
Proven Seed

Fertilizer: DynAgra Fertilizer (Agrium) - 60 acres granular

Herbicides and Fungicides: Aventis CropScience (10 acres Liberty, 14 acres Select, and 4 acres Compas)
Dow AgroSciences Canada Inc. (60 acres Vantage Plus, 45 acres Lontrel, 60 acres Lorsban)
DuPont Canada Inc. (45 acres Muster Gold II)
Monsanto Canada Inc. (10 acres Roundup Transorb)

Equipment and Labour: Cargill AgHorizons (Custom spraying 60 acres)
Kenton Ziegler - tractor
Al Muchka - stubble cutter

Location:	Lethbridge, AB (Irrigation) - 60 acres
------------------	---

Land: Tom & Joe Shigehiro

Seed and Seed Treatment: Advanta Seeds
Aventis CropScience Inc.
BASF Canada Inc.
Hetland Seeds
Inter-Ag
Saskatchewan Wheat Pool
Proven Seed

Fertilizer: Cargill AgHorizons (60 acres granular)
Phosyn PLC (4 acres liquid Boron)

Herbicides and Fungicides: Aventis CropScience (120 acres Decis, 14 acres Liberty, 14 acres Select, 4 acres Compas)
Dow AgroSciences (60 acres Vantage Plus, 45 acres Lontrel)
DuPont Canada Inc. (45 acres Muster Gold II)
Monsanto Canada Inc. (10 acres Roundup Transorb)

Location:	Lethbridge, AB (Dryland) - 40 acres
------------------	--

Land: Rod & Ike Lanier

Seed and Seed Treatment: Advanta Seeds
Aventis CropScience Inc.
BASF Canada Inc.
Hetland Seeds
Saskatchewan Wheat Pool
Proven Seed

Fertilizer: AgPro Grain Ltd. - Wilson Siding (40 acres granular)

Herbicides and Fungicides: Aventis CropScience (30 acres Decis, 4 acres Liberty, 2 acres Compas, 4 acres Select)
BASF Canada Inc. (2 acres Odyssey)
DuPont Canada Inc. (30 acres Muster Gold II)
Monsanto Canada Inc. (45 acres Roundup Transorb)
Zeneca Agro Ltd. (40 acres Reglone)

Comments: A special **Thank You** to **Brad Johnson** and **Leigh McKinnon** for all their technical help over the summer. Also a special **Thank You** to **Lloyd Dosedall**, Provincial Entomologist for Alberta Agriculture, Food and Rural Development and **Robb Dunn**, Cereals and Oil seed Specialist, Lethbridge.

At this time I would like to also give a special **Thank You** to **Scott Horner** of **Advanta Seeds** and **Dale Steele** of **Dow AgroSciences** for their sponsoring the meals of the annual Canola Council of Canada Crop Production Committee Tour held in Lethbridge this past summer.

PEACE RIVER REGION - Cory Feschuk, Agronomist

Location:	Rolla, BC - 80 acres
------------------	-----------------------------

Land: Gene Vipond (Borek Farms)

Seed and Seed Treatment: Advanta Seeds
 Aventis CropScience Inc.
 BASF Canada Inc.
 Enviro-Test Labs
 Hetland Seeds
 Saskatchewan Wheat Pool
 Proven Seed
 United Farmers of Alberta
 Peace Valley Seeds

Fertilizer: Esso / Imperial Oil (Jerri Rude Agri-Sales, Dawson Creek)

Herbicides and Fungicides: Aventis - Liberty (3 acres)
 DuPont Canada Inc. - Muster Gold II (20 acres)
 Monsanto Canada Inc. - Roundup Transorb (41 acres)

Equipment and Labour: Borek Farms (cultivation and fall anhydrous ammonia application)
 Gene Vipond (technical assistance)

Tours: Sandra Burton - BC Grain Producers Association

Location:	Rycroft, AB- 80 acres
------------------	------------------------------

Land: George Dika

Seed and Seed Treatment: Advanta Seeds
 Aventis CropScience Inc.
 BASF Canada Inc.
 Hetland Seeds
 Inter-Ag
 Saskatchewan Wheat Pool
 Proven Seed
 United Farmers of Alberta

Fertilizer: Cargill AgHorizons

Herbicides and Fungicides: Aventis CropScience - Liberty (20 acres)
 DuPont Canada Inc. - Muster Gold II (5 acres), Freedom Gold (2.5 acres)
 BASF Canada Inc. - Odyssey (5 acres), Poast (80 acres)
 Monsanto Canada Inc. - Roundup Transorb (45 acres)

Equipment and Labour: Agricore - application of Poast
 George Dika - harrowing spring applied nitrogen
 Rudy Dika - hauling canola to elevators
 Dika Farms - equipment storage

Tours: Dow AgroSciences Canada Inc.
DuPont Canada Inc.
Monsanto Canada Inc.
BASF Canada Inc.
United Farmers of Alberta

Comment: I would like to extend a heartfelt thank you to all who gave me support for my first year in the Peace. A special thank-you to **Shelagh Coy** and **Michael Coy** for their technical assistance at the Canola Production Centres.

Canola Production Centre Thank You

The Canola Production Centre program continues to be a success only through the co-operation and collaboration of the entire Crop Production team across the Prairies, including; JoAnne Buth, Jim Bessel, John Mayko, David Blais, Cory Feschuk, Derwyn Hammond, Barry Hurd, Doug Moisey, Warren Robak and David Vanthuyne. The crop production team would like to thank the Head Office Staff in Winnipeg, and in particular Nicole Heroux, for their valuable assistance and support. Once again, thanks to all of the Canola Production Centre supporters, both national and local!!

Thank-You All !!

II INTRODUCTION

The Canola Council of Canada initiated Canola Production Centres to address the ongoing need for canola production technology transfer as identified during the Grow with Canola program. The Canola Production Centres are a joint effort between producer groups, industry representatives and provincial governments and their extension personnel. The continuing co-operation of these groups, co-ordinated by the Canola Council of Canada, ensures the ongoing success of the Canola Production Centres.

The goal of the Canola Production Centre program is to improve the quality and yield of the Canadian canola crop, thereby improving profitability for both producers and processors. The Canola Production Centres provide a focal point for the transfer of canola production technology, thus enhancing interaction among the various industry participants. The specific goals of the program are to increase the yield of oil and protein, and to increase the margin per unit of production.

The program consists of four components:

1. Canola Production Centres operate on a field scale, addressing a wide range of agronomic topics of regional and national interests. Typical plot sizes are 20-40 feet wide by 300-400 feet long. All trials are replicated and randomized.
2. Satellite locations operate on a field scale, addressing one or two topics of interest to the local community.
3. Communications through distribution of the results from the Canola Production Centres in annual regional reports and multi-year summaries; and extension activities.
4. Agronomic research conducted by either public or private research organizations in conjunction with the activities of the Canola Council at Canola Production Centres.

A series of summer tours were held throughout the growing season at the main Canola Production Centres that allowed the opportunity to view the various projects. All sites were signed and copies of site plans were available at the entrances to allow for self-guided tours at any time other than scheduled tour dates.

Quantitative information obtained from the Canola Production Centres included many agronomic factors such as early season plant counts, crop yields and lodging ratings on varieties.

Note: *The material contained in this report is a collection of agronomic information from a specific location and only from one site year. Therefore, it should be observed and understood accordingly.*

III DEFINITIONS

Brassica napus varieties: Argentine varieties

Brassica rapa varieties: Polish varieties

Break-even/cost per bushel: The price needed per bushel to cover the variable costs at the stated yield per acre of production.

Co-efficient of variation (CV): The standard deviation expressed as a percentage of the mean.

Contribution margin: The amount of total revenue less variable costs that directly relate to the business operation available to contribute to fixed costs and return on investment, labour and management.

Contribution margin per bushel: The extra revenue per unit of production, which is available to service fixed costs. This illustrates to the producer the importance of a well-planned marketing strategy.

Contribution margin per acre: The amount of revenue remaining per acre after variable costs have been serviced, allowing the producer to manage other financial commitments, such as fixed costs.

Damaged seed: The percentage of seeds that were damaged, including green and brown seed, determined by a crush strip test.

Days to maturity: Actual calendar days from the date of seeding to approximately 30% seed colour change.

Fixed costs: Costs that remain relatively unchanged regardless of the volume of production (eg. land taxes, mortgage interest and machinery depreciation).

Growing degree days (GDD): Heat accumulated above canola's base temperature. The heat accumulated each day is determined by adding the maximum and minimum temperatures and dividing the total by two to obtain a daily average. The base temperature for canola of 5°C is subtracted from the average to arrive at the number of growing degree days. The total growing degree days required for Argentine canola on average is 1040 growing degree days. Polish canola on average requires 850 growing degree days.¹

Least significant difference (LSD): The difference required for one treatment to be statistically different from another at the 90% confidence level, expressed in identical units. For example, if Variety A yielded 30 bu/ac and Variety B yielded 34 bu/ac and the LSD for that trial was 2.25, then Variety A is statistically different from Variety B because $34 - 30 = 4$, which is greater than 2.25. If the difference were less than 2.25, then the varieties would not be statistically different from each other.

¹ Source: Canola Growers Manual

Lodging ratio: Crop canopy height divided by actual plant length. A measure of the lodging resistance of a particular variety.

Opportunity costs: The opportunity cost of a resource is the return the resource can earn when put to its best alternative.

Variable costs: Costs that vary directly with the volume of production or activity (eg. seed, fertilizer, fuel and repairs).

Definitions provided by the ROYAL BANK in consultations with the Canola Council with reference from the Farm Accounting Standardization Manual©.

IV ECONOMIC ANALYSIS

A Canola Pricing System

Grade	Green Seed (%)	Total Damaged & Green Seed Allowed (%)	\$/bu
# 1	0 - 2.0	3.0	5.00
# 2	2.1 - 6.0	10.0	4.73
# 3A	6.1 - 10.0	15.0	4.43
# 3B	10.1 - 20.0	20.0	3.87
Sample	Over 20.0	Over 20.0	2.87

Note 1: The damaged and green, includes all frost, brown and green seed. This was determined by using a 500 seed crush strip test done on each sample from every treatment within a particular project trial.

Note 2: High erucic acid varieties (eg. Millennium) are assigned a premium of **\$.91** bu.

Note 3: Specialty oil varieties are assigned a premium as follows:
- IMC 105, IMC 204, IMC 205, IMC 106 RR RR = **\$0.61** bu
- Nex 500 = **\$0.16** bu
- Nex 705, 710 = **\$0.45** bu

B. Cost Calculations & Assumptions

The following costs were used in calculating economic returns for the various trials and treatments. Fertilizer and crop protection product prices were obtained from various dealers throughout the region. Prices reflect the western Canadian average for spring 2000, except for Aventis CropScience (spring 2001). Equipment costs were obtained from agronomists with the Royal Bank and are actual equipment variable costs from producers across Western Canada. There has been no value allocated for capital and fixed costs.

CANOLA ARGENTINE VARIETY SEED COSTS

<i>B. napus</i>	\$/lb	Distributor	<i>B. napus</i>	\$/lb	Distributor
Hyola 428	3.61	Advanta Seeds	Nex 500	2.89	Dow AgroSciences
Hyola 454 RR	5.25	Advanta Seeds	Nex 705	2.89	Dow AgroSciences
Hylite 225 RR	3.50	Advanta Seeds	Nex 710	2.89	Dow AgroSciences
Hylite 201	2.86	Advanta Seeds	AC Excel	0.95	Hetland Seeds
Q2	2.19	Agricore	InVigor 2153	3.75	Inter-Ag
Zodiak Bx	2.39	Agricore	IMC 105	2.19	Inter-Mountain Canola
HyCore 601	4.49	Agricore	IMC 204	2.19	Inter-Mountain Canola
Foremost	2.29	Agricore	IMC 205	2.19	Inter-Mountain Canola
Conquest	3.49	Agricore	IMC 106 RR	2.49	Inter-Mountain Canola
LG Dawn	3.09	Agricore	LG3235	3.40	Limagrain Canada Seeds Inc.
SW RideR	3.99	Agricore	LG3455	3.60	Limagrain Canada Seeds Inc.
Exceed	2.25	Aventis CropScience	LG3525	3.60	Limagrain Canada Seeds Inc.
InVigor 2573	4.50	Aventis CropScience	LG3311	2.35	Limagrain Canada Seeds Inc.
InVigor 2663	4.50	Aventis CropScience	LG3366	2.35	Limagrain Canada Seeds Inc.
Millennium 03	2.20	CanAmera Foods	45A51	3.40	Proven Seeds
Canterra 1492	4.65	Canterra Seeds	44A89	2.45	Proven Seeds
Canterra 1867	3.30	Canterra Seeds	SW RideR	3.99	SK Wheat Pool / AgPro
Magellan	2.29	Cargill Seeds	SW5001	3.99	SK Wheat Pool
2631 LL	2.27	Cargill Seeds	Armor Bx	2.25	SK Wheat Pool
LG3345	3.45	Cargill Seeds	Conquest	2.95	SK Wheat Pool
Cartier Bx	2.50	Cargill Seeds	Hi-Q	2.25	SK Wheat Pool
46A73	3.15	BASF	Quantum	2.00	SK Wheat Pool
46A76	3.60	BASF	SW Arrow	1.79	UFA

Note: Seed cost may vary from location to location.

The above seed prices reflect prices available in October, 2000. Actual seed prices will depend upon the time of year the seed is purchased and discounts or incentives that may be available. Please check with your local retailer to get current prices for specific seed varieties.

OTHER PRODUCT COSTS

Product/Process	\$	Distributor
Calcium 5S	0.07/lb of seed	Stoller / Agritrend
TUA (Technology Use Agreement)	15.00/ac	Monsanto Canada Inc.
Seed Priming	N/A	Kamterter II L.L.C.

PRODUCT INFORMATION			
Product	Common Name	Manufacturer/ Distributor	\$/Unit Cost
Assail	N/A	Aventis CropScience	N/A
Compas	clethodim + bromoxynil	Aventis CropScience	838.00/ca
Decis 5EC	deltamethriin	Aventis CropScience	160.00/2.0L
Fusion	fenoxaprop-p-ethyl + fluazifop-p-butyl	Aventis CropScience	239.00/ca
Foundation	iprodione+thiram+lindane	Aventis CropScience	0.47/lb
Foundation Lite	iprodione+thiram	Aventis CropScience	0.32/lb
Liberty	glufosinate ammonium	Aventis CropScience	229.00/13.5L
Rovral flo	iprodione	Aventis CropScience	205.00/8.4L
Select	clethodim	Aventis CropScience	630.00/ca
Accord	quinclorac	BASF Canada Inc.	173.00/1.1kg
Poast Ultra	sethoxydim	BASF Canada Inc.	620.00/ca
Ronilan EG	vinclozolin	BASF Canada Inc.	734.50/12kg
Counter 5G	terbufos	BASF Canada Inc.	68/20kg
Odyssey	imazamox + imazethapyr	BASF Canada Inc.	1,048.00/ca
Edge	ethalfuralin	Dow AgroSciences Canada Inc.	50.00/25kg
Lontrel 360	clopyralid	Dow AgroSciences Canada Inc.	610.00/4.45L
Lorsban	chlorpyrifos	Dow AgroSciences Canada Inc.	177.00/10L
Vantage	glyphosate	Dow AgroSciences Canada Inc.	89.50/10L
Vantage Plus	glyphosate	Dow AgroSciences Canada Inc.	97.90/10L
Assure II	quizalofop ethyl	DuPont Canada Inc.	660.00/ca
Benlate 50WP	benomyl	DuPont Canada Inc.	530.00/10kg
Freedom Gold	quizalofop ethyl + thifensulfuron methyl	DuPont Canada Inc.	878.00/ca
Muster	ethametsulfuron methyl	DuPont Canada Inc.	638.00/320g
Muster Gold (40 rate)	ethametsulfuron methyl + quizalofop-ethyl	DuPont Canada Inc.	798.00/ca
Muster Gold II (20 rate)	ethametsulfuron methyl + quizalofop-p-ethyl	DuPont Canada Inc.	399.00/ca
Gaucho CS	imidacloprid + carbathiin + thiram	Gustafson	1.27/lb seed
Gaucho Platinum	imidacloprid + carbathiin + thiram	Gustafson	2.14/lb seed
Vitavax RS Flowable	carbathiin+thiram+lindane	Gustafson	293.50/4L
Roundup Regular	glyphosate	Monsanto Canada Inc.	89.90/10L
Roundup Transorb	glyphosate	Monsanto Canada Inc.	97.90/10L
Helix	fludioxonil+metalaxyl+ difenoconazole+thiamethoxam	Novartis Crop Protection	1.23/lb
Helix XTra	fludioxonil+metalaxyl+ difenoconazole+thiamethoxam	Novartis Crop Protection	2.27/lb
Malathion 500	malathion	United Agri-Products / IPCO	120.00/10L
Touchdown	glyphosate	Zeneca Agro	95.00/10L
Premiere Z	N/A	Zeneca Agro	N/A

Note: ca - case, N/A - not available at time of publication

Numerous references to pesticide applications will be found in this report. We advise everyone to consult with provincial recommendations and product labels for complete instructions.

CANOLA FERTILIZER COSTS			
Fertilizer	Analysis	\$/tonne	\$/lb
Anhydrous Ammonia	82-0-0	498	0.28
Ammonium Nitrate	34-0-0	240	0.33
Ammonium Sulphate	21-0-0-24	250	0.24
Ammonium Sulphate	21-0-0-24	250	0.30
Elemental Sulphur	0-0-0-90	380	0.19
Liquid Nitrogen	28-0-0	170	0.28
Liquid Phosphate	10-34-0	325	0.35
Liquid Sulphur	15-0-0-20	190	0.22
Phosphate	11-52-0	365	0.26
Potash	0-0-60	190	0.14
Urea	46-0-0	270	0.27

OTHER FERTILIZER COSTS		
Product	\$/L	Distributor
Bortrac 150 (boron)	7.50	Phosyn PLC
Sulphur F3000	4.00	Phosyn PLC

Crop and Hail Insurance:

Prices will vary from site to site.

Machinery Cost:

- Conventional tillage: \$15.00/acre
- Direct seeding: subtract \$6.00/acre
- Straight combining: subtract \$2.00/acre

Additional Machinery Costs: (Spraying Application)

- Aerial \$4.25/acre
- Ground \$3.75/acre

Note: Machinery costs reflect the average operating cost (such as fuel, lubrication and repairs) across western Canada (source Royal Bank of Canada).

Marketing Cost: (\$0.25/bu)

This cost was assigned to the variable cost using the Options Marketing System.

Interest/Opportunity Cost:

This cost calculation demonstrates the cost of money borrowed (at the current prime rate +1.5%) and charged on crop inputs and machinery operating costs. In 2000, 9% per annum over six months was used.

C. Economic Results Report (example)

Site: Vegreville, AB

B. napus Variety Trial: AC Excel

CALCULATION OF VALUE OF PRODUCTION				
Yield (bu/ac)	X	Price (\$/bu)	=	(\$) Value of Production
32.5		4.73		153.73

CALCULATION OF VARIABLE COSTS (\$/ac)	
Seed	5.70
Fertilizer	38.35
Herbicides/Fungicides	28.60
Insecticides	0.00
Machinery	15.00
Insurance	0.00
Marketing	8.13
Interest/opportunity	4.11
Total Variable Costs	99.72

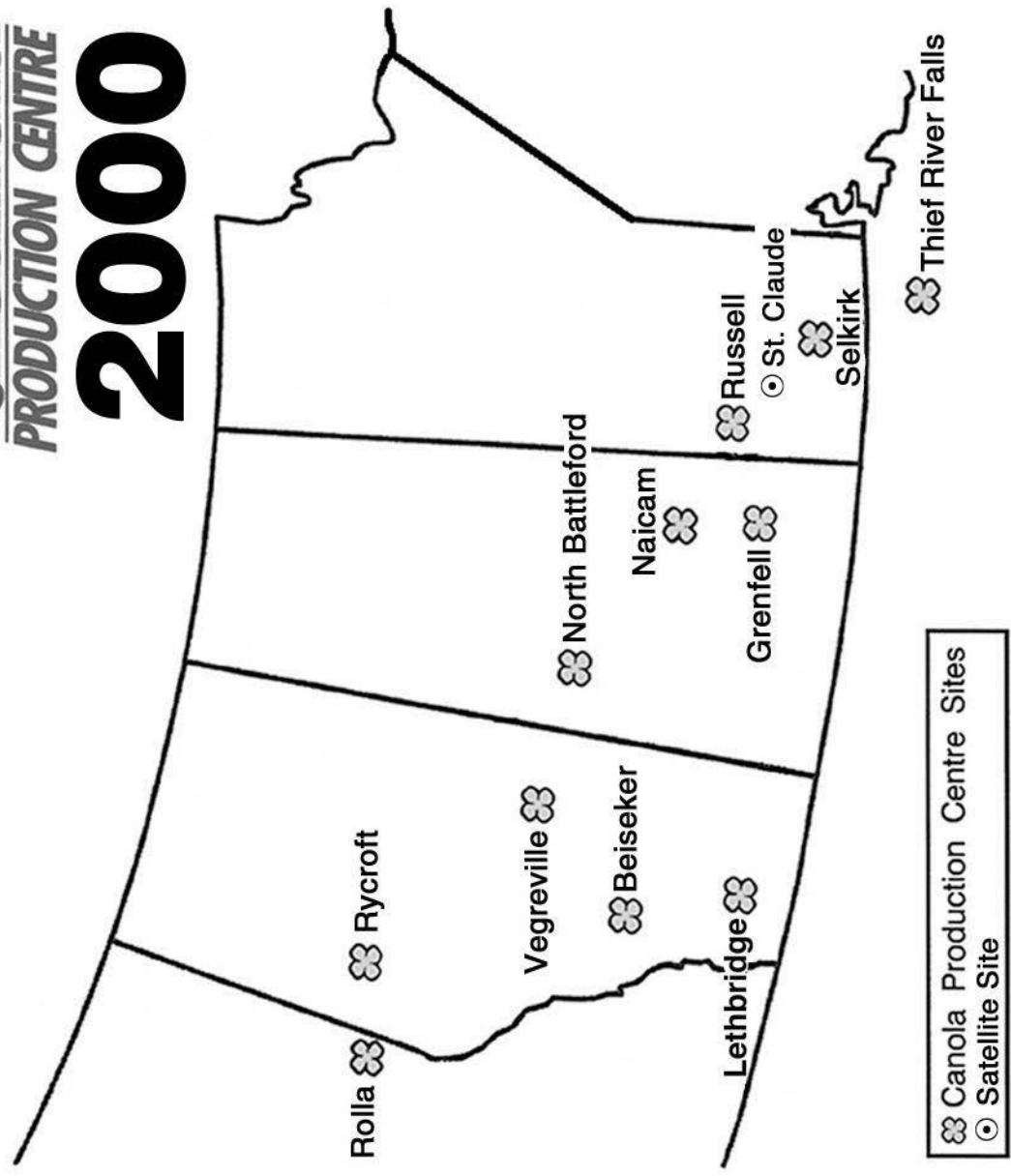
CALCULATION OF CONTRIBUTION MARGIN				
Value of Production (\$/ac)	-	Variable Costs (\$/ac)	=	Contribution Margin (\$/ac)
153.73		99.72		54.01

Contribution Margin (\$/ac)	/	Yield (bu/ac)	=	Contribution Margin (\$/bu)
54.01		32.5		1.66

This example was developed and prepared with assistance from Royal Bank agrolgists.

V SITE LOCATION MAP

Canola
PRODUCTION CENTRE
2000



☘ Canola Production Centre Sites
○ Satellite Site

VI SITE INFORMATION

THIS IS GENERAL SITE INFORMATION THAT MAY CHANGE FOR SPECIFIC TRIALS.

Location: Selkirk, MB

Co-operator: Angele and Mark Deprez

Previous crop: Wheat

Soil test results: (Enviro-Test Labs)

Organic matter content: 4%

Macronutrient Levels: (0-6", 6-24")

Nitrogen - 54 lb/ac
Phosphorus - >102 lb/ac
Potassium - 932 lb/ac
Sulphur - 82 lb/ac

Micronutrient Levels: (0-6")

Boron - 9.5 lb/ac
Copper - 13.3 lb/ac
Iron - 61.5 lb/ac
Zinc - 21.6 lb/ac
Chlorine - 49.6 lb/ac
Manganese - 2 lb/ac

Recommended Fertilizer Applications - (lb/ac of actual nutrient):

Target Yield (bu/ac)	Probability of Precip. (%)	Precip. Required (inches)	Nitrogen	Phosphate	Potash	Sulphur
46	25	10.2	60-70	5-10	0-15	10-15
38	50	7.9	55-65	5-10	0-15	10-15
26	75	4.5	30-40	5-10	0	5-10

Target yield: 40 bu/ac

Fertilizer applied: N - 73 lb/ac P - 13 lb/ac K - 0 lb/ac S - 15 lb/ac

Soil zone: Moist Black Central North

Soil texture: Clay

Soil pH: 8.5

Salinity: Non-saline (0.3 - 0.6 mS/cm)

Tillage operations: N, K and S fertilizer was broadcast in granular form, followed by cultivation and harrowing for incorporation and seedbed preparation.

Seeding method: All trials were seeded with a Morris MH-3100 hoe press drill with 7½" spacing. The phosphate fertilizer was seed-placed. Seed was single treated.

Date: May 5-16
Depth: ½" - 1" (Depending on moisture on date trials were seeded)
Rate: Open-pollinated *B. napus* varieties - 6.1 lb/ac
Hybrid *B. napus* varieties - 5.0 lb/ac
Soil Temp: Varied among seeding dates - around 10°C

Herbicides applied: Conventional - Muster Gold II (Assure II - 0.2 L/ac, Muster - 8 g/ac)
Freedom Gold - Assure II (0.2 L/ac), Freedom (8 g/ac)
Liberty Link - Liberty (1.35 L/ac), Select (0.025 L/ac)
Navigator/Compas - Select (0.08 L/ac), Compas (0.28 L/ac)
Roundup Ready - Roundup Transorb (0.5 L/ac)
Clearfield Production System - Odyssey (17 g/ac)

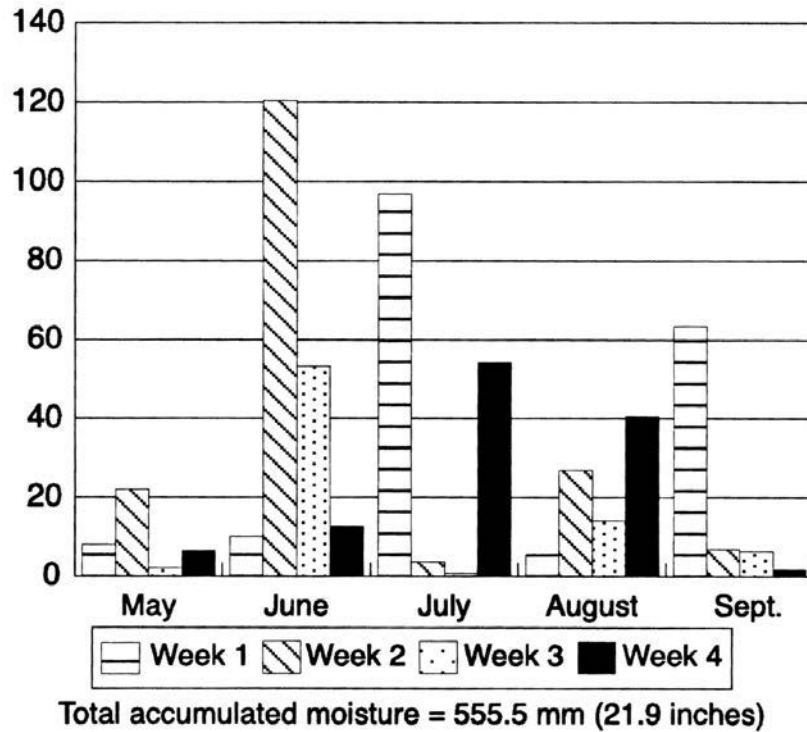
Fungicides applied: Ronilan EG (0.3 kg/ac)

Swathing: Started: August 8 Finished: August 15

Combining: Started: September 13 Finished: September 15

Comments: Warm and dry weather in late April resulted in an early start of seeding, with the first trial seeded on May 5. However, frequent rainshowers caused several delays and seeding was not completed until May 16. Emergence was generally good for all trials. The temperature dipped below freezing on May 9, 13-15 and 18, with the lowest temperature of -4.2°C recorded on the 18th. This caused some damage to the cotyledons of plants in the trials that had emerged. Warmer and drier conditions in the last two weeks of May and first week of June allowed the crop to recover. Herbicide applications were completed on a number of the earlier seeded trials of the canola. However, the remainder of June and first week of July brought large amounts of rainfall, which caused severe moisture stress to all trials and delayed herbicide application until the 6-7 leaf stage on the trials seeded last. These trials suffered greatly from the combination of moisture stress and weed competition. While the limited yield potential resulting from the excessive moisture would probably not have warranted a fungicide application, the wet conditions were ideal for disease development. Fungicide was applied to the bulk of the trials in an attempt to salvage as much yield data as possible from the site. The untreated check in the fungicide trial did show considerable sclerotinia development by swathing time. No other disease or insect pests were observed at significant levels.

Rainfall



Location:	St. Claude, MB
------------------	-----------------------

Co-operator: Gilbert and Liliane Bernard

Previous crop: Oats

Soil test results: (Norwest)

Organic matter content: N/A

Macronutrient Levels: (0-12")

Nitrogen - 40 lb/ac
 Phosphorus - 11 lb/ac
 Potassium - 182 lb/ac
 Sulphur - 113 lb/ac

Micronutrient Levels: (0-12") - N/A

Recommended Fertilizer Applications - (lb/ac of actual nutrient):

Target Yield (bu/ac)	Environmental Conditions	Precip. Required (inches)	Nitrogen	Phosphate	Potash	Sulphur
43	Excellent	N/A	96	46	52	0
34	Good	N/A	82	40	44	0

Target yield: 40 bu/ac

Fertilizer applied: N - 94 lb/ac P - 33 lb/ac K - 38 lb/ac S - 15 lb/ac

Soil zone: Manitoba Moist

Soil texture: Sandy loam

Soil pH: 7.9

Salinity: Non-saline (1.7 mS/cm)

Tillage operations: Treflan and 117 lb/ac of a fertilizer blend (5.6-25.6-29.9-1) were incorporated in October of 1999. Anhydrous ammonia was applied at a rate of 75 lb/ac of actual N in April of 2000.

Seeding method: The field was seeded with a double disc press drill, and the balance of the fertilizer was seed-placed at that time.

 Date: May 9
 Depth: 3/4 "
 Rate: 4.7 lb/ac of seed (46A76)

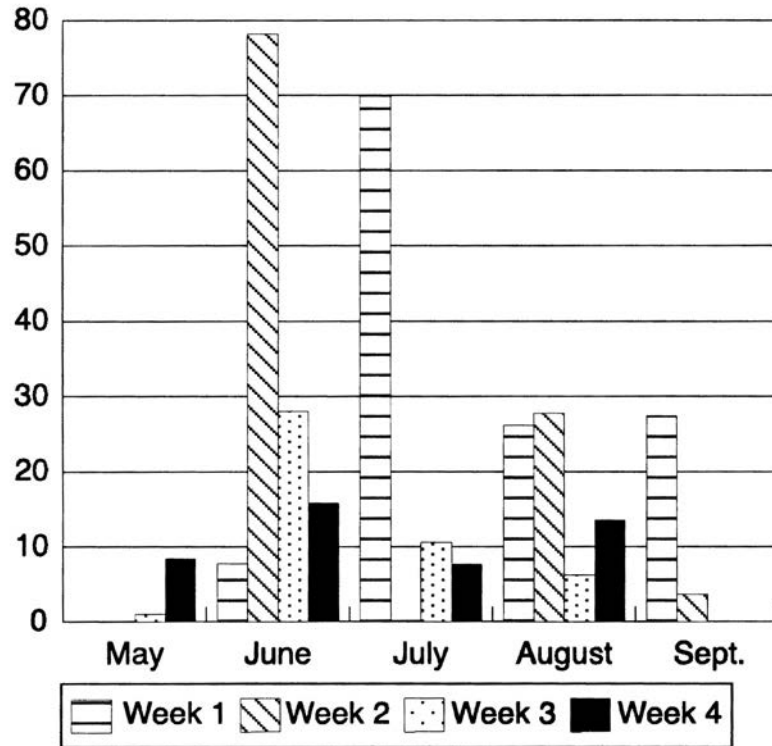
Herbicides applied: Poast Ultra (0.13 L/ac), Muster (8 g/ac)

Swathing: Started: August 15 Finished: August 15

Combining: Started: September 12 Finished: September 12

Comments: Soil moisture at time of seeding was sufficient for good stand establishment. Poast Ultra and Muster were applied to control some weed escapes from the preplant incorporated herbicide. At about the 5-6 leaf stage it was noted that patches throughout the field were exhibiting symptoms of stunted growth, as well as leaf cupping and purpling. Tissue tests of the stunted plants indicated deficiencies of both boron and sulphur, and a foliar nutrient application trial was established. In spite of large amounts of rainfall at times throughout the summer, moisture stress was minimized as a result of the light soil texture. While the plants recovered well after the foliar applications, the canopy was not particularly dense due to the early stunting of the plants. As a result, no fungicide was applied and no significant sclerotinia was apparent at swathing. Heavy rains between swathing and combining resulted in some damage due to sprouting.

Rainfall



Total accumulated moisture = 331.6 mm (13.1 inches)

Location:	Russell, MB
------------------	--------------------

Co-operator: Doug Bily

Previous crop: Barley

Soil test results: (Enviro-Test Labs)

Organic matter content: 3.7%

Macronutrient Levels: (0-6", 6-24")

Nitrogen -	41 lb/ac
Phosphorus -	40.8 lb/ac
Potassium -	881 lb/ac
Sulphur -	82 lb/ac

Micronutrient Levels: (0-6")

Boron -	5.1 lb/ac
Copper -	4.2 lb/ac
Iron -	144 lb/ac
Zinc -	6 lb/ac
Chlorine -	49.6 lb/ac
Manganese -	35.4 lb/ac

Recommended Fertilizer Applications - (lb/ac of actual nutrient):

Target Yield (bu/ac)	Probability of Precip. (%)	Precip. Required (inches)	Nitrogen	Phosphate	Potash	Sulphur
42	25	9.7	50-60	20-25	0-15	10-15
35	50	7.7	50-60	15-20	0-15	10-15
24	75	4.7	30-40	5-10	0	5-10

Target yield: 40 bu/ac

Fertilizer applied: N - 60 lb/ac P - 25 lb/ac K - 0 lb/ac S - 15 lb/ac

Soil zone: Moist Black Northwest

Soil texture: Clay

Soil pH: 8.0

Salinity: Non-saline (0.4-0.8 mS/cm)

Tillage operations: The field was cultivated with a field cultivator with mounted harrows. All of the fertilizer was banded as liquid in the spring using a Bourgault coultter applicator.

Seeding method: All trials were seeded with a Morris MH-3100 hoe press drill with 7½" spacing. All seed was dual treated with Counter 5G.

Date: May 20-21
Depth: 1"
Rate: Open-pollinated *B. napus* varieties - 5.7 lb/ac of seed
Hybrid *B. napus* - 5.0 lb/ac of seed
Soil Temp: 13°C

Herbicides applied: Conventional - Select (0.08 L/ac), Muster (8 g/ac), Lontrel (0.17 L/ac)
Liberty Link - Liberty (1.35 L/ac), Select (0.025 L/ac)
Navigator/Compas - Select (0.08 L/ac), Compas (0.28 L/ac)
Roundup Ready - Roundup Transorb (0.5 L/ac)
Clearfield Production System - Odyssey (17 g/ac), Lontrel (0.17 L/ac)

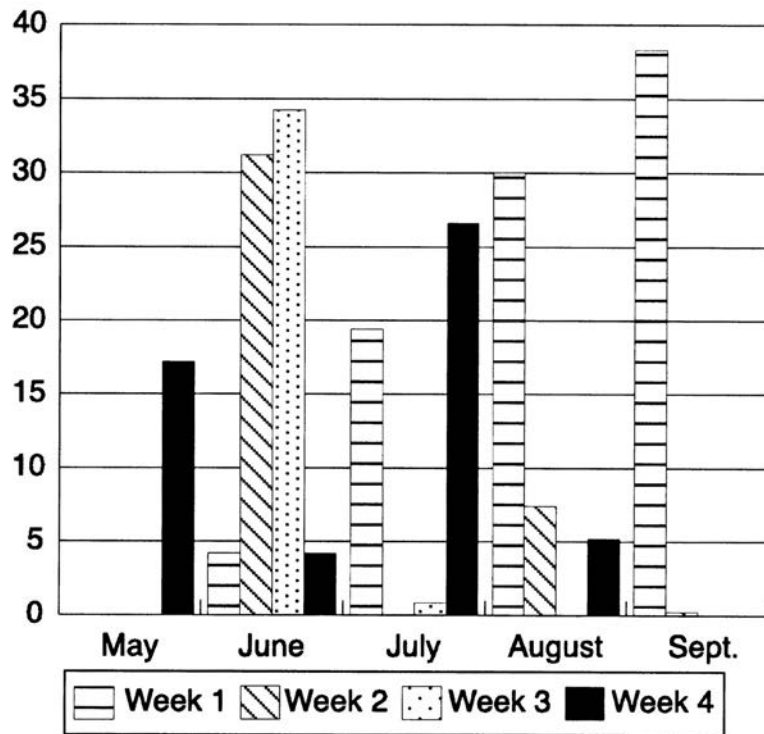
Fungicide applied: Rovral flo (0.8 L/ac)

Swathing: Started: August 18 Finished: August 25

Combining: Started: September 24 Finished: September 26

Comments: Soil moisture conditions were fair to good at the time of seeding, and rain showers the following week resulted in rapid emergence and good stand establishment. Heavy rain showers throughout the summer contributed to some localized flooding of potholes, but conditions were generally good. No significant disease or insect pest damage was noted. Fungicide was applied for sclerotinia prevention on the basis of high yield potential and moist, humid conditions at flowering.

Rainfall



Total accumulated moisture = 218.9 mm (8.6 inches)

Location: Grenfell, SK

Co-operator: Mike Kent

Previous crop: Hard Red Spring Wheat

Soil test results: (Enviro-Test Labs)

Organic matter content: N/A

Macronutrient Levels: (0-12")

Nitrogen - 45 lb/ac
 Phosphorus - 44 lb/ac
 Potassium - 1080+ lb/ac
 Sulphur - 77 lb/ac

Micronutrient Levels: (0-12")

Boron - 5.6 lb/ac
 Copper - 6.9 lb/ac
 Iron - 168 lb/ac
 Zinc - 6.3 lb/ac
 Manganese - 48 lb/ac
 Chlorine - N/A

Recommended Fertilizer Applications - (lb/ac of actual nutrient):

Target Yield (bu/ac)	Probability of Precip. (%)	Precip. Required (inches)	Nitrogen	Phosphate	Potash	Sulphur
42	<25	11.6	90-100	20-25	0-15	10-15
35	25	9.9	65-75	20-25	0-15	10-15
32	50	9.0	50-60	20-25	0-15	10-15

Target yield: 40 bu/ac

Fertilizer applied: N - 84 lb/ac P - 20 lb/ac K - 0 lb/ac S - 15 lb/ac

Soil association/zone: Oxbow/Black

Soil texture: Clay Loam

Soil pH: 7.5 at depth of 0-6"

Salinity: Non-saline (conductivity 0.7 mS/cm)

Tillage operations: Anhydrous ammonia was applied with 1" openers to a depth of 4". The standing stubble was cultivated and heavy harrowed twice.

Seeding method: Seeded with a JD 9450 Hoe Press Drill with 7" row spacings.

Date: May 16-17

Depth: ½ to ¾"

Rate: 6.5 lb/ac open pollinated varieties

5.0 lb/ac for hybrid varieties

Soil Temp: 13°C-15°C at a depth of 1½"

Pesticides applied: Poast Ultra (0.13 L/ac or 60 ac/case) was applied over the entire site at the cotyledon stage on May 29 to control volunteer wheat. The following herbicides were applied at the 3-leaf stage: Muster (8 g/ac or 40 ac/pouch), Poast Ultra (0.13 L/ac or 60 ac/case) and Lontrel (0.17 L/ac or 26 ac/jug) on all conventional *B. napus* treatments. Liberty Link treatments received Liberty (1.35 L/ac or 10 ac/jug). Roundup Ready treatments received Roundup Transorb (0.5 L/ac). Navigator treatments received Compas (40 ac/case).

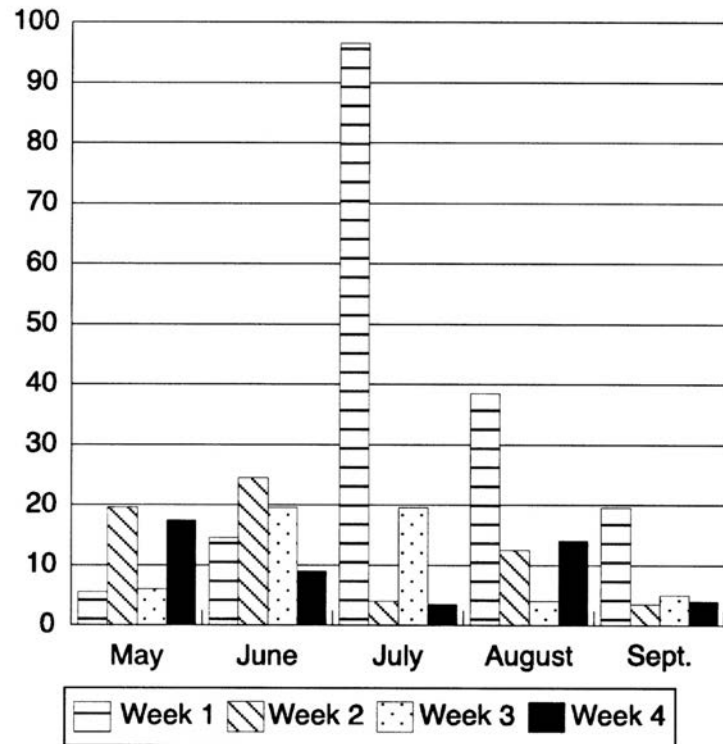
Swathing: Started: August 17 Finished: August 28

Combining: Started: September 9 Finished: September 11

Comments: Excellent moisture and warm soil temperatures resulted in rapid emergence. Rainfall was frequent over most of the growing season. Growing conditions were ideal for prolific plant growth throughout the summer. Weed pressure was moderate to heavy. Volunteer wheat, stinkweed and buckwheat were predominant weeds. Flea beetle activity was moderate during early plant development (2-6 leaf stage). Treatment involved dual blending (1:1 ratio of Counter 5G to seed) to the perimeters of all trials. No foliar insecticide was applied

due to rapid plant growth during this period. Assessments using the sclerotinia stem rot checklist (*Canola Growers Manual*, page 1054) and the sclerotinia petal test kit results (43% infection) indicated no need to apply a fungicide. A heavy rainfall (74.5 mm) on July 6 combined with an abundance of plant growth resulted in lodging of the crop. Other disease pressure was low. Hail caused minimal damage to swathed treatments on September 4.

Rainfall



Total accumulated moisture = 340.5 mm (13.6 inches)

Location:	Naicam, SK
------------------	-------------------

Co-operators: Eric Cropper
Naicam Marketing Club

Previous crop: Hard Red Spring Wheat

Soil test results: (Enviro-Test Labs)

Organic matter content: 7.5% (0-6")

Macronutrient Levels: (0-12")

Nitrogen - 33 lb/ac
 Phosphorus - 30 lb/ac
 Potassium - 275 lb/ac
 Sulphur - 29 lb/ac

Micronutrient Levels: (0-12")

Boron - 3.0 lb/ac
 Copper - 0.9 lb/ac
 Iron - 41 lb/ac
 Zinc - 2.8 lb/ac
 Manganese - 11 lb/ac
 Chlorine - 12 lb/ac

Recommended Fertilizer Applications - (lb/ac of actual nutrient):

Target Yield (bu/ac)	Probability of Precip. (%)	Precip. Required (inches)	Nitrogen	Phosphate	Potash	Sulphur
50	<25	12.7	120-130	25-30	5-15	20-25
39	25	9.5	70-80	25-30	5-15	20-25
31	50	7.0	65-75	20-25	5-15	15-20

Target yield: 45 bu/ac

Fertilizer applied: N - 102 lb/ac P - 20 lb/ac K - 10 lb/ac S - 15 lb/ac

Soil association/zone: Oxbow/Black

Soil texture: Clay Loam

Soil pH: 7.9 at depth of 0-6"

Salinity: Non Saline (conductivity 0.2 mS/cm)

Tillage operations: Anhydrous ammonia was applied with 3/4" knife opener into standing stubble then harrowed.

Seeding method: Seeded with a JD 9450 Hoe Press Drill with 7" row spacings.

Date: May 3-6

Depth: 3/4 to 1"

Rate: 6.5 lb/ac open pollinated varieties
5.0 lb/ac hybrid varieties

Soil Temp: 7°C to 9°C at a depth of 1 1/2"

Pesticides applied: Muster (8 g/ac or 40 ac/pouch), Poast Ultra (0.13 L/ac or 60 ac/case) and Lontrel (0.17 L/ac or 26 ac/jug) were applied to all conventional *B. napus* treatments. Liberty Link treatments received Liberty (1.35 L/ac or 10 ac/jug). Roundup Ready treatments received Roundup Transorb (0.5 L/ac). Odyssey (17 g/ac or 40 ac/case) tank mixed with Lontrel (0.17 L/ac or 26 ac/jug) was applied to Clearfield treatments. Navigator treatments received Compas (40 ac/case). Freedom Gold (Freedom @ 8 g/ac and Assure II @ 0.2 L/ac or 40 ac/case) was applied to the variety 46A73. All herbicides were applied at the 2-3 leaf stage, except Freedom Gold (6-leaf stage). The entire field (except Seed Treatment trial) received Decis 5EC at the rate of 0.05 L/ac, to control flea beetles.

Swathing:

Started: August 18

Finished: August 28

Combining:

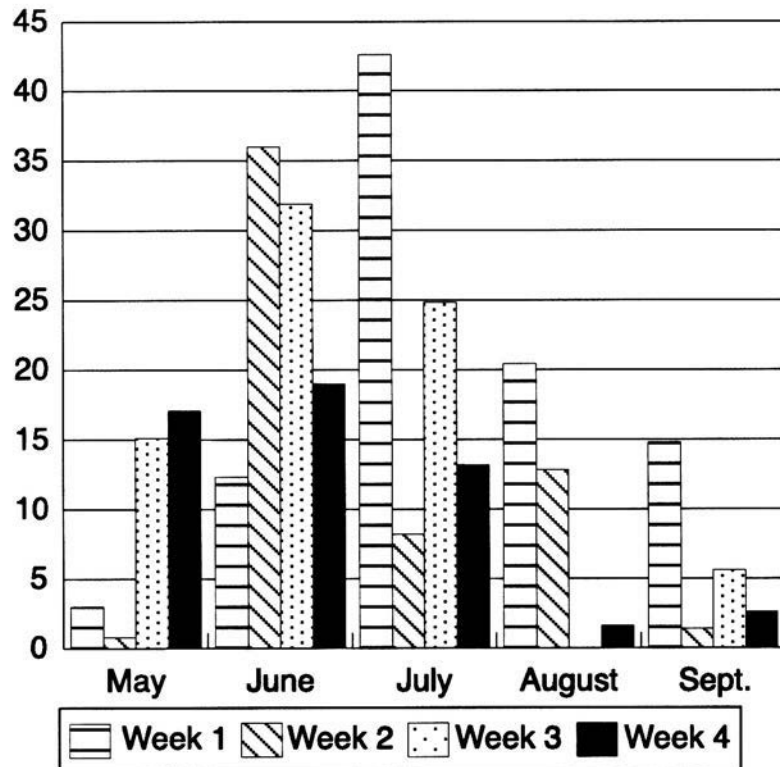
Started: September 13

Finished: September 28

Comments:

Cool temperatures (mean daily temperature of 8°C) and heavy trash conditions from May 5 to emergence on May 23 resulted in delayed and uneven emergence. A killing frost on May 30 (-3.8°C) and light frost on June 10 (-0.7°C), combined with moderate to heavy flea beetle activity (June 1-16) reduced plant stands by up to 54% in some areas of the field. Areas hardest hit by frost had heavy trash conditions. An Integrated Pest Management strategy was adopted which involved seeding the perimeter of the field with dual treated seed (1:1 ratio of Counter 5G to seed). Weed pressure was moderate to heavy. Volunteer wheat, stinkweed and Canada thistle were predominant weeds. These factors reduced yield expectations. Assessments using the sclerotinia stem rot checklist (*Canola Growers Manual*, page 1054), sclerotinia petal test kit results (35% infection) and reduced plant stands indicated no need to apply a fungicide. Insect pressure (other than flea beetles) was low. Other disease pressure was low.

Rainfall



Total accumulated moisture = 283.2 mm (11.3 inches)

Location: North Battleford, SK

Co-operator: Everett Seib

Previous crop: Spring wheat

Soil test results: (Enviro-Test Labs)

Organic matter content: 4.1%

Macronutrient Levels: (0-12")

Nitrogen - 40 lb/ac
Phosphorus - 41 lb/ac
Potassium - 1016 lb/ac
Sulphur - 74 lb/ac

Micronutrient Levels: (0-12")

Copper - 2.8 lb/ac
Iron - 110 lb/ac
Zinc - 5.3 lb/ac
Manganese - 43 lb/ac
Chloride - 27 lb/ac

Recommended Fertilizer Applications - (lb/ac of actual nutrient):

Target Yield (bu/ac)	Probability of Precip. (%)	Precip. Required (inches)	Nitrogen	Phosphate	Potash	Sulphur
35	<25	9.9	70-80	20-25	0-15	10-15
32	25	9.0	55-65	20-25	0-15	10-15
25	50	6.8	45-55	15-20	0-15	10-15

Target yield: 35 bu/ac

Fertilizer applied: Spring: N - 80 lb/ac P - 25 lb/ac K - 0 lb/ac S - 15 lb/ac

Soil zone: Black

Soil texture: Loam

Salinity: Non-saline (conductivity 0.2 mS/cm)

Tillage operations: Spring banding, harrow

Seeding method: Seeded with JD 9450 hoe drill with 7" spacings

Date: May 17-19

Depth: 1"

Rate: 6 lb/ac open pollinated, 5 lb/ac hybrid

Soil Temp: 15°C

Herbicides applied: Pre-burnoff with Roundup Transorb (1 L/ac). In crop application, as per trial.

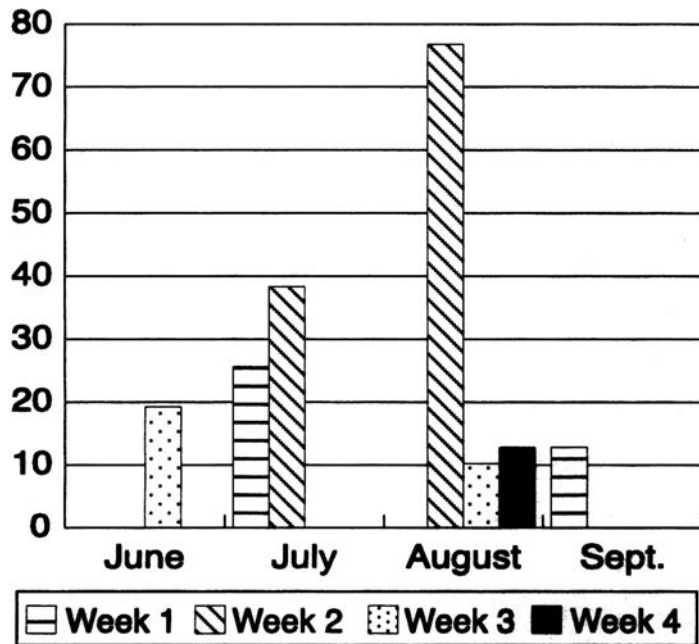
Swathing: Started: August 24 Finished: September 11

Combining: Started: September 28 Finished: October 2

Comments:

Emergence was slow and uneven due to very dry conditions at seeding. Germination was not complete until after the first significant rainfall on June 12. Crop establishment and development was hindered by very dry conditions. Heavy Canada thistle infestation and damage from gophers also caused delays in crop development. The overall crop was thin and short due to low rainfall throughout much of the growing season. A heavy windstorm on September 30 caused extensive damage to unharvested treatments and some trials were lost.

Rainfall



Total accumulated moisture = 195.6 mm (7.7 inches)

Location:	Vegreville, AB
------------------	-----------------------

Co-operator: Lloyd Boere

Previous crop: Barley

Soil test results: (Enviro-Test Labs)

Organic matter content: 7.2%

Macronutrient Levels: (0-12")

Nitrogen - 73 lb/ac
Phosphorus - 34 lb/ac
Potassium - 708 lb/ac
Sulphur - 64 lb/ac

Micronutrient Levels: (0-12")

Copper - 2.6 lb/ac
Iron - 709 lb/ac
Zinc - 17.7 lb/ac
Manganese - 72 lb/ac
Boron - 6.1 lb/ac
Chloride - 11.0 lb/ac

Recommended Fertilizer Applications - (lb/ac of actual nutrient):

Target Yield (bu/ac)	Probability of Precip. (%)	Precip. Required (inches)	Nitrogen	Phosphate	Potash	Sulphur
35	<25	9.9	15-25	25-30	0-15	10-15
34	25	9.5	10-20	25-30	0-15	10-15
27	50	7.5	0-10	20-25	0-15	10-15

Target yield: 35 bu/ac

Fertilizer applied: Fall - N - 60 lb/ac P - 0 lb/ac K - 0 lb/ac S - 20 lb/ac
Spring - N - 20 lb/ac P - 25 lb/ac K - 0 lb/ac S - 10 lb/ac

Soil zone: Black North East

Soil texture: Loam

Salinity: Non-saline (conductivity 0.2 mS/cm)

Tillage operations: Fall fertilizer application

Seeding method: Seeded with JD 9450 hoe drill with 7" spacings.

Date: May 9-13

Depth: 3/4 "

Rate: 6 lb/ac open pollinated, 5 lb/ac hybrid

Soil Temp: 12°C

Herbicides applied: Pre-seed burnoff with Vantage Plus (0.5 L/ac) occurred on May 8. Conventional canola was treated with a split application of Muster Gold II (Assure II @ 0.2 L/ac, Muster @ 12 g/ac).

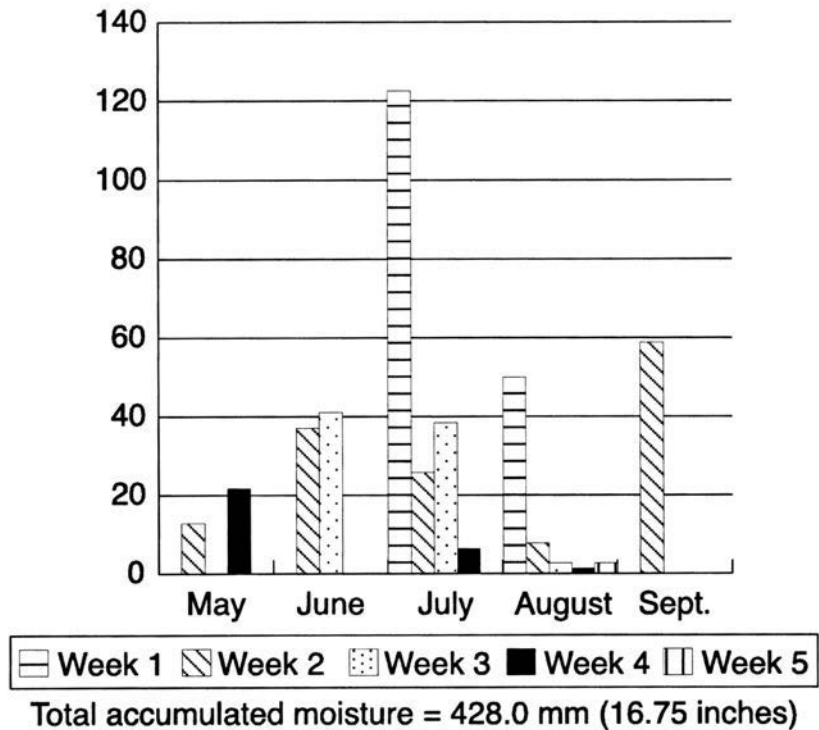
Swathing: Started: August 23 Finished: September 9

Combining: Started: September 25 Finished: September 29

Comments: Conditions were dry when attempting to seed on May 9. Therefore, additional nitrogen was top dressed on June 29 rather than seed-placed. Wild oats were predominant throughout the field and a pre-burnoff using Vantage Plus (0.5 L/ac) was applied. Moisture conditions improved during seeding and conditions became excellent for rapid and uniform germination. Frost occurred at the end of May and damage was observed on approximately 75% of the field. Very few plants were killed by the frost. Moisture was excellent throughout

the remainder of the growing season and a heavy crop developed. A sclerotinia petal test did not indicate high levels of petal infection and therefore no fungicide was applied. Light to moderate sclerotinia infection was noticed throughout the field. Fusarium wilt was also observed in the field and infection levels varied among varieties. A hailstorm in early August caused some damage to parts of the field. Hail damage caused high green seed counts on some treatments.

Rainfall



Location: Beiseker, AB

Co-operator: Kenton & Bert Ziegler

Previous crop: Wheat

Soil test results: (Enviro-Test Labs)

Organic matter content: 5.6% (0-6")

Macronutrient Levels: (0-12")

Nitrogen - 33 lb/ac
 Phosphorus - 24 lb/ac
 Potassium - 600+ lb/ac
 Sulphur (0-6") - 20 lb/ac
 Sulphur (6-12") - 16 lb/ac

Micronutrient Levels: (0-12")

Boron - 2.2 lb/ac
 Copper - 0.9 lb/ac
 Iron - 78 lb/ac
 Zinc - 6.4 lb/ac
 Manganese - 14 lb/ac

Recommended Fertilizer Applications - (lb/ac of actual nutrient):

Target Yield (bu/ac)	Probability of Precip. (%)	Precip. Required (inches)	Nitrogen	Phosphate	Potash	Sulphur
53	<25	17.1	110-120	25-30	0-15	5-10
47	25-50	15.1	105-115	25-30	0-15	0-10
35	50	12.9	65-75	25-30	0-15	0-10

Target yield: 35 bu/ac

Fertilizer applied: N - 68 lb/ac P - 20 lb/ac K - 9 lb/ac S - 10 lb/ac

Soil zone: Moist Dark Brown

Soil texture: Loam/Clay Loam

Salinity: Non-saline

Tillage operations: The site was heavy harrowed prior to the spring broadcasting of urea and ammonium sulphate (65 lb/ac N and 10 lb/ac S actual). The field was harrowed then seeded.

Seeding method: Seeded with a JD9450 Hoe Press Drill with 7" spacing. A blend of 7-36-18-0 was seed-placed at 55 lb/ac.

Date: May 16-17

Depth: 1/2 - 3/4"

Rate: 5.5 lb/ac *B. napus* for all trials unless otherwise stated

Soil Temp: 10°C

Pesticides applied: Pre-seed burnoff with Vantage Plus was applied at a rate of 750 mL/ac. With the exception of the systems and seed treatment trials, Muster Gold II (Assure @ 200 mL/ac, Muster @ 10 g/ac) and Lontrel @ 227 mL/ac were applied. Lorsban was applied at 400 mL/ac to control lygus bugs.

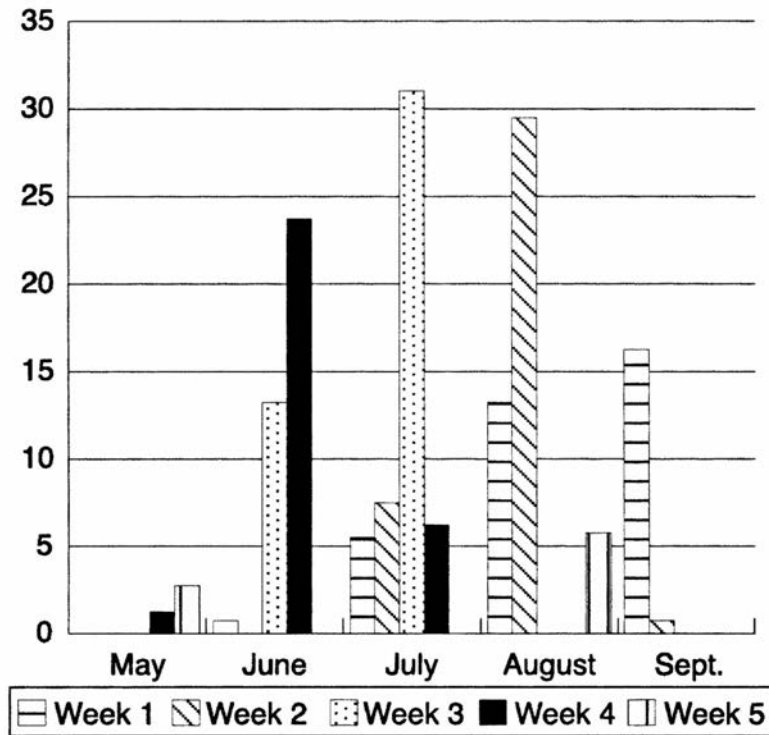
Swathing: Started: August 29 Finished: September 7

Combining: Started: September 27 Finished: September 29

Comments:

Good spring moisture resulted in even emergence. Cool conditions and heavy crop residue kept soil temperatures cool, which resulted in slow growth. Frosts on May 24, 30, and June 1 resulted in variable damage to the crop. Plants growing in areas with heavy crop residue had more visible damage than plants that had more exposed soil surrounding them. Some plant losses were noted. Recovery from the frost was slow. Plants hit hardest by the frost never fully recovered and remained spindly and short. Flowering started in the first week of July. A rainstorm on July 16 resulted in many flower petals being stripped off the buds. Further examination revealed an area of blanks on the main stem that was seen throughout the site. Lygus bug populations were non-existent to very low (one per ten sweeps) until mid flower. At the later stage of flowering numbers reached five per sweep, which exceeded the threshold. The site was sprayed with Lorsban. Efficacy was rated as very good. A hailstorm on August 13 caused an estimated 70% damage. Severity of the damage was dependent on the maturity level of the individual treatments. Examination of the plants revealed split and severely bruised pods on the stems, and many pods lying on the ground. Stem breakage was noted throughout. Seeds in the affected pods were slow to mature, with some seed germinating within the pod. As seeds were maturing on the main stem, new branches formed and most treatments within the trials began to re-flower. Most swathing was completed when seed colour change was 35%.

Rainfall



Total accumulated moisture = 157.5 mm (6.3 inches)

Location:	Lethbridge, AB (Irrigation)
------------------	------------------------------------

Co-operators: Tom & Joe Shigehiro

Previous crop: Wheat

Soil test results: (Enviro-Test Labs)

Organic matter content: 2.3% (0-6")

Macronutrient Levels: (0-12")

Nitrogen - 48 lb/ac

Phosphorus - 51+ lb/ac

Potassium - 510+ lb/ac

Sulphur (0-6") - 18 lb/ac

Sulphur (6-12") - 21 lb/ac

Micronutrient Levels: (0-12")

Copper - 2.1 lb/ac

Iron - 19 lb/ac

Zinc - 1.5 lb/ac

Manganese - 7 lb/ac

Boron - 0.9 lb/ac

Recommended Fertilizer Applications - (lb/ac of actual nutrient):

Target Yield (bu/ac)	Probability of Precip. (%)	Precip. Required (inches)	Nitrogen	Phosphate	Potash	Sulphur
43	N/A	16.1	55-65	20-25	0-15	0-10
48	N/A	18.1	60-70	20-25	0-15	5-10
60	N/A	22.4	95-105	20-25	0-15	5-10

Target yield: 60 bu/ac

Fertilizer applied: N - 114 lb/ac P - 22 lb/ac K - 11 lb/ac S - 10 lb/ac

Soil association/zone: 60% Lethbridge lacustrine, 40% Ready-made till/Dark Brown

Soil texture: Clay / Clay Loam

Salinity: Non-saline

Tillage operations: The site was fall cultivated, irrigated and harrowed. Prior to seeding, a blend of 41-0-0-4 (267 lb/ac) was broadcast then harrowed.

Seeding method: Seed-placed blend of 7-37-18-0 at a rate of 58 lb/ac.

Date: April 28, May 6 and 7

Depth: 1/2 - 3/4"

Rate: 4 lb/ac of *B. napus*, except for specific trials

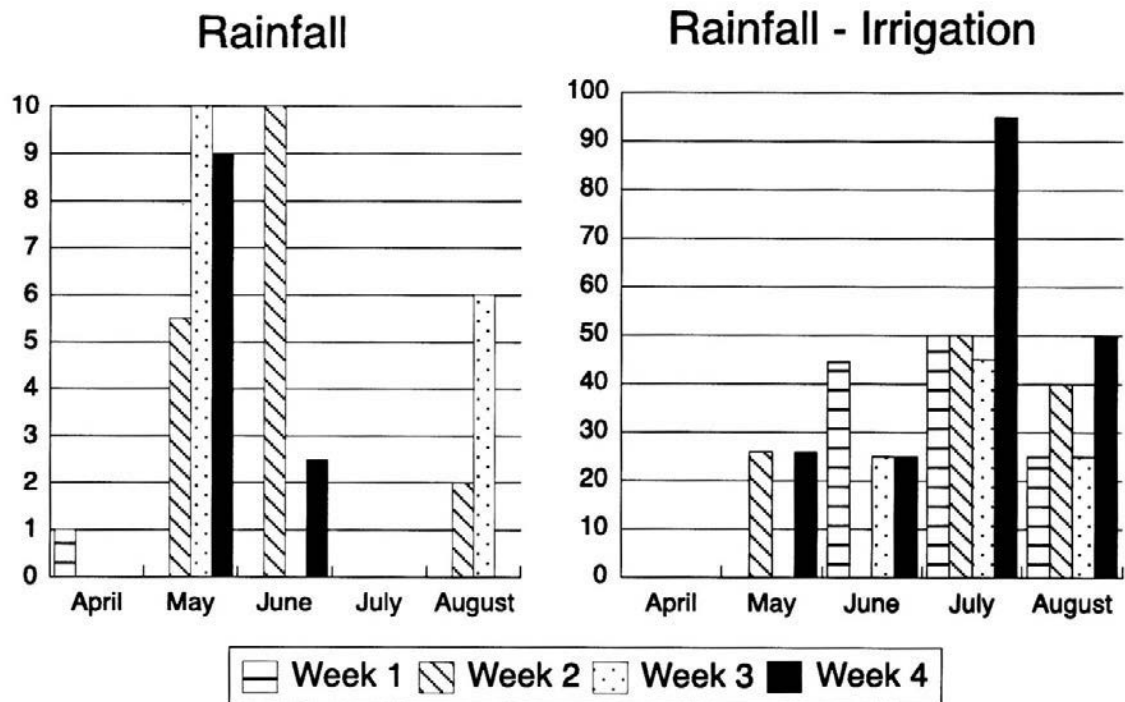
Soil Temp: 6°C

Pesticides applied: Vantage Plus (750 mL/ac) was applied as a pre-seed burnoff. With the exception of specific trials, Muster Gold II (200 mL/ac Assure, 8 g/ac Muster) and Lontrel (227 mL/ac) were applied. Decis (70 mL/ac) was applied twice (June 26, July 19) to control the cabbage seedpod weevil.

Swathing: Started: August 12 Finished: August 21

Combining: Started: September 14 Finished: September 16

Comments: Soil moisture prior to seeding was poor to fair even though the field was fall irrigated. To conserve soil moisture, Vantage Plus was sprayed across the site to control weeds that were present prior to seeding. After seeding, $\frac{3}{4}$ " of water was applied to promote even germination. Germination was even and rapid. Post emergent weather conditions (dry and windy), necessitated frequent irrigation to maintain good soil moisture levels. Damage from frost (June 12) was noted in areas where crop residue was left on the soil surface. Plant recovery was excellent in most areas. Few plants were lost. At the beginning of flowering it was discovered that the irrigation pivot was not applying water evenly. Certain areas were receiving adequate irrigation water whereas other areas were not. The affected areas were very noticeable. At swathing, the affected areas were removed from the trials. Cabbage seedpod weevils were noticed feeding on emerging buds early in the season. Sweep net sampling revealed weevil numbers well above threshold levels of three per sweep. Decis was sprayed when the majority of the crop was at 10% bloom. Continued sweep net sampling revealed no pod weevils until twenty days after Decis application. Twenty-two days after the first application of Decis, weevil numbers were above threshold levels, and a second application of Decis occurred. Pod sampling at maturity revealed no larvae or exit holes. Sclerotinia petal testing was conducted and petal infection was extremely low and therefore no fungicide was applied. After swathing was completed, 1" of water was applied to assist the curing process.



Total accumulated moisture = 559.0 mm
 (Rainfall - 33.0 mm, 1.3 inches) + (Irrigation - 526.0 mm, 20.6 inches)

Location: Lethbridge, AB (Dryland)

Co-operator: Rod & Ike Lanier

Previous crop: Wheat

Soil test results: (Enviro-Test Labs)

Organic matter content: 2.3% (0-6")

Macronutrient Levels: (0-12")

Nitrogen - 62 lb/ac
 Phosphorus - 11 lb/ac
 Potassium - 540+ lb/ac
 Sulphur (0-6") - 22 lb/ac
 Sulphur (6-12") - 18 lb/ac

Micronutrient Levels: (0-12")

Copper - 1.7 lb/ac
 Iron - 24 lb/ac
 Zinc - 2.5 lb/ac
 Manganese - 12 lb/ac
 Boron - 0.6 lb/ac

Recommended Fertilizer Applications - (lb/ac of actual nutrient):

Target Yield (bu/ac)	Probability of Precip. (%)	Precip. Required (inches)	Nitrogen	Phosphate	Potash	Sulphur
16	50	6.1	0	25-30	0-15	5-10
22	25	8.2	0	30-35	0-15	5-10
35	<25	13.2	10-20	30-35	0-15	5-10

Target yield: 30 bu/ac

Fertilizer applied: N - 70 lb/ac P - 26 lb/ac K - 11 lb/ac S - 11 lb/ac

Soil association/zone: 85% Lethbridge lacustrine, 15% Ready-made till/Brown

Soil texture: Loam/Clay Loam

Salinity: Non-saline (0.1 mS/cm)

Tillage operations: Anhydrous ammonia at 60 lb N per acre was banded with a coultter applicator into standing stubble in the fall of 1999. The field was spring harrowed then direct seeded. A blend of 13-24-10-10 was seed-placed at a rate of 112 lb/ac.

Seeding method:

 Date: April 28, May 8
 Depth: ½ - ¾"
 Rate: 4.5 lb/ac *B. napus*
 Soil Temp: 10°C

Pesticides applied: Roundup Transorb at 500 mL/ac was applied as a pre-seeding burnoff on April 25. With the exception of the systems trial, Muster Gold II (Assure at 200 mL/ac, Muster at 8 g/ac) and Lontrel at 227 mL/ac were applied. Decis at 70 mL/ac was applied to control the cabbage seedpod weevil. Reglone at 800 mL/ac was applied as a pre-harvest treatment.

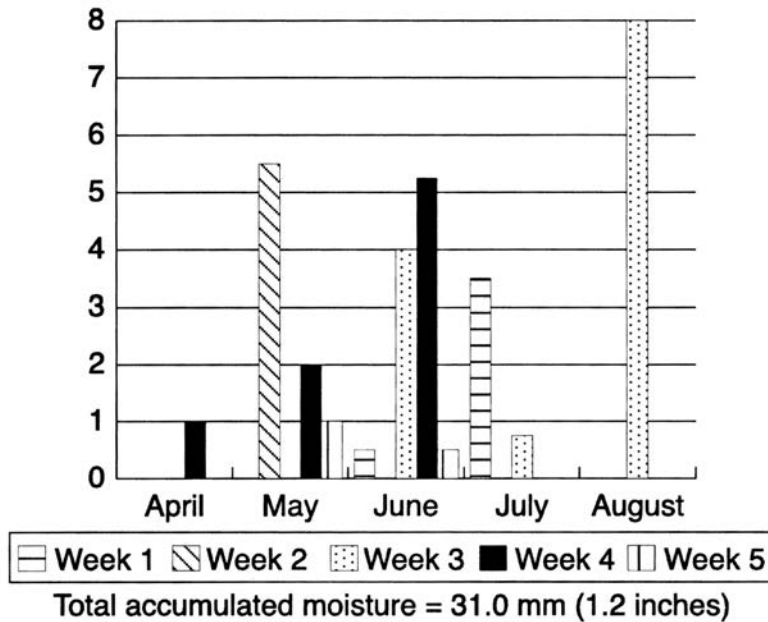
Swathing: Straight cut

Combining: September 8

Comments: Seedbed moisture at the time of seeding was poor to fair. Winds further dried out the seedbed, which resulted in variable emergence. Emergence was observed well into June. Lack of moisture through May and June restricted plant growth. Rain showers were isolated and total accumulations were low (the site would receive 2 mm of rain and then it would be windy for three to four days, evaporating any moisture near the surface). A frost on June 12 caused crop damage and some plants were lost. The surviving plants had to re-grow under harsh conditions. Plants stayed short and spindly for the remainder of the year. Cabbage seedpod weevils entered the field early in the season. Populations quickly rose above threshold levels. Decis was applied at the 10% bloom stage of the crop. Lack of moisture (refer to *Rainfall chart*) throughout the growing season resulted in a canola crop less than 16" tall. At harvest, various options were explored as to which would be the best way to harvest the trials. The decision was made to dessicate using Reglone followed by straight cutting. This decision was based on two factors: crop heights and plant biomass. The overall height of the crop would not allow for enough stubble to anchor a swath. With plants being

thin and spindly, there would not be enough plant material to form a good swath that would have enough weight to prevent rolling from the wind. No shattering or pod drop was observed. Gross yield data was taken from the first rep of every trial and ranged from 1 bu/ac to 4 bu/ac. Based on these results, no further yield data was collected.

Rainfall



Location: Rycroft, AB

Co-operator: George Dika

Previous crop: Barley

Soil test results: (Enviro-Test Labs)

Organic matter content: N/A

Macronutrient Levels: (0-6", 6-12")

Nitrogen - 46 lb/ac
 Phosphorus - 13 lb/ac
 Potassium - 572 lb/ac
 Sulphur (0-24") - 30 lb/ac

Micronutrient Levels: (0-6")

Copper - 2.1 lb/ac
 Iron - 400 lb/ac
 Zinc - 17.8 lb/ac
 Manganese - 21 lb/ac
 Chlorine - 30.0 lb/ac
 Boron - 2.3 lb/ac

Recommended Fertilizer Applications - (lb/ac of actual nutrient):

Target Yield (bu/ac)	Probability of Precip. (%)	Precip. Required (Inches)	Nitrogen	Phosphate	Potash	Sulphur
35	25	9.2	50-60	30-35	0-15	20-25
28	50	6.9	40-50	25-30	0-15	15-20
19	75	4.2	20-30	15-20	0-15	10-15
45	<25	12.3	95-105	30-35	0-15	20-25

Target yield: 45 bu/ac

Fertilizer applied: N - 90 lb/ac P - 33 lb/ac K - 10 lb/ac S - 20 lb/ac

Soil zone: Moist Dark Gray

Soil texture: Clay Loam

Salinity: Non-saline (0.2 mS/cm)

Soil pH: 6.3

Tillage operations: The site was fall cultivated and harrowed. This was followed by a spring broadcast and incorporation of urea (60 lb/ac), potash (10 lb/ac), and sulphate (15 lb/ac).

Seeding method: Seeded with a JD 9450 Hoe Press Drill with 7" spacings.

Date: May 24-June 5

Depth: 1/2 - 3/4"

Rate: 6 lb/ac open pollinated, 5 lb/ac hybrids

Soil Temp: 5°C at a depth of 1"

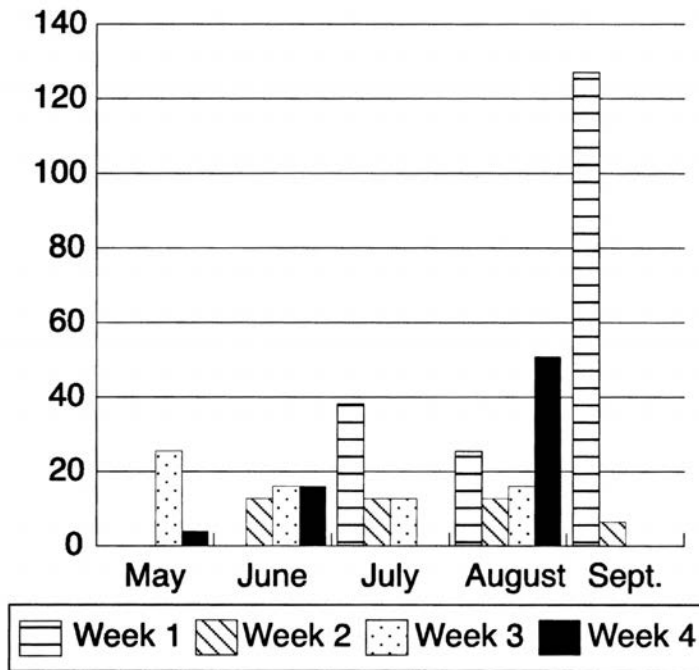
Herbicides applied: Poast Ultra was applied (June 15) on the entire site. Herbicide tolerant canolas were sprayed with appropriate herbicides for the varieties (June 26). Conventional canola varieties were sprayed with Muster Gold II (June 26).

Swathing: Started: September 5 Finished: September 23

Combining: Started: October 6 Finished: October 16

Comments: Cool soil temperatures throughout the spring resulted in slow germination and emergence. Dense and unevenly distributed weed populations emerged after seeding necessitating an application of Poast Ultra to ensure unbiased data. Cool growing conditions lasted throughout the growing season and a heavy frost (-10°C) on September 19 caused severe green seed problems. Plots that were swathed prior to the heavy frost escaped problems with green seed. Hail occurred on the site on August 16 but resulted in no broken plants. However, damage (estimated at 30%) was noticed on the pods and seeds. There were no serious insect or disease problems.

Rainfall



Total accumulated moisture = 375.29 mm (14.8 inches)

Location:	Rolla, BC
------------------	------------------

Co-operator: Gene Vipond

Previous crop: Wheat

Soil Test Results: (Enviro-Test Labs)

Organic matter content: N/A

Macronutrient Levels: (0-6", 6-12")

Nitrogen -	51 lb/ac
Phosphorus -	34 lb/ac
Potassium -	242 lb/ac
Sulphur (0-24") -	15 lb/ac

Micronutrient Levels: (0-6")

Boron -	2.3 lb/ac
Copper -	1.3 lb/ac
Zinc -	15.9 lb/ac
Manganese -	22 lb/ac
Chlorine -	32.0 lb/ac
Iron -	259 lb/ac

Recommended Fertilizer Applications - (lb/ac of actual nutrient):

Target Yield (bu/ac)	Probability of Precip. (%)	Precip. Required (inches)	Nitrogen	Phosphate	Potash	Sulphur
35	25	9.2	0	20-25	10-20	20-25
28	50	6.9	0	15-20	10-20	15-20
19	75	4.2	0	5-10	10-20	10-15
45	25	12.3	30-40	20-25	10-20	20-25

Target yield: 45 bu/ac

Fertilizer applied: N - 40 lb/ac P - 25 lb/ac K - 10 lb/ac S - 20 lb/ac

Soil association/zone: Moist Dark Gray

Soil texture: Loam

Salinity: Non-saline (0.2 mS/cm)

Tillage operations: Fall banding of anhydrous ammonia

Seeding method: Seeded with a JD 9450 Hoe Press Drill with 7" spacings.

Date: May 10 to May 18

Depth: ½ - ¾"

Rate: 6 lb/ac open pollinated, 5 lb/ac hybrids

Soil Temp: 8°C at a depth of 1"

Herbicides applied: Herbicide tolerant canolas were sprayed with appropriate herbicides for the varieties (June 26). Conventional canola varieties sprayed with Muster Gold II (June 26).

Swathing: Started: N/A Finished: N/A

Combining: Started: N/A Finished: N/A

Comments: Seeding was delayed because of excessive rainfalls in May. Warm soil temperatures and excellent soil moisture resulted in fast and even plant germination. There were very few weeds with the exception of small patches of wild oats and toadflax. A severe hailstorm on July 13 devastated the plots. The plots were subsequently sillaged and no yield data was taken.

VII SEED PRIMING TRIAL

Objective: To evaluate a novel seed priming system in terms of enhancing emergence, maturity and yield of canola.

Background: A method of priming seed (solid matrix priming - SMP) has been developed and commercialized by a company named Kamterter II L.L.C for a number of vegetable crops including some crucifer vegetables. This priming system has enhanced the germination speed and rates of these small seeded vegetable crops, and the aim of this trial is to see whether primed canola may also exhibit similar advantages. Faster germination rates should reduce the incidence and impact of seedling diseases such as rhizoctonia, fusarium and pythium. Other benefits may include enhanced root development, improved crop uniformity, better crop competitiveness, faster canopy closure, reduced days to maturity and higher yields.

Methodology: This trial was conducted as a subset of the systems trial using AC Excel. The two treatments were primed vs. unprimed (AC Excel) from the same seed lot and were both treated with Vitavax RS.

Western Canadian Summary:

At a majority of the sites, an advantage in emergence, early season growth and ground cover was observed with the primed seed. At two of the four sites, the primed treatment started to flower earlier than the unprimed treatment. Yield and maturity differences were not significant at most locations. Potential benefits to seed priming of canola needs to be explored further.

RUSSELL

Observations: The trial was seeded on May 20 at a depth of 1" into fair to good soil moisture. Counter 5G was added to both treatments. Soil temperature was about 13°C, and rain showers during the week following seeding provided for good stand establishment. The unprimed treatment emerged on May 26, while priming reduced time to emergence by about two days. Emergence counts were quite high (about 200 plants/m²) for both treatments as a result of the excellent conditions. Any differences in maturity had disappeared by late July, although the plants in the primed treatments in two of the four reps maintained a more robust appearance. No maturity differences were noted at swathing time.

Results:

SEED PRIMING TRIAL Russell, MB							
System	Yield (%)	Yield (bu/ac)	Contribution Margin (\$/ac)	Oil (%)	Ground Cover (%)	Growing Degree Days	Days To Maturity
Primed - AC Excel	101	35.8	N/A	47.7	N/A	1002	93
Unprimed - AC Excel	100	35.5	31.19	47.4	N/A	1002	93
LSD		3.51		0.79			
CV%		5.9		1.0			

Discussions:

The quicker emergence of the primed treatment did not translate into a difference in the final days to maturity. It also did not provide a significant advantage in yield or oil content at this location. The warm soil temperatures at seeding resulted in relatively rapid emergence even in the unprimed treatment. The ample but seldom excessive rainfall throughout the growing season, combined with effective weed control and no significant disease or insect pressure, also placed very little stress on the crop. This likely reduced the potential benefits of faster emergence.

GRENFELL

Observations:

This trial was seeded on May 17 at 6.5 lb/ac. A fertilizer blend of 16-20-0-15 (actual) was seed-placed for both treatments. Excellent growing conditions (see *Site Information - Comments*) resulted in rapid emergence. Emergence on May 25 was more uniform for the AC Excel primed treatment compared to the unprimed. Emergence counts indicated an advantage for primed (158 plants/m²) compared to unprimed (140 plants /m²). By May 31, the primed treatment was one true leaf ahead in terms of overall plant growth. Conventional herbicides were applied at the 2-3 leaf stage (see *Site Information - Pesticides Applied*). Height and percent ground cover varied between treatments. These differences in growth continued until approximately the 30-40% bloom stage. Length of flowering, pod filling, and ripening were very similar. Harvestability ratings were equal.

Results:

SEED PRIMING TRIAL Grenfell, SK							
System	Yield (%)	Yield (bu/ac)	Contribution Margin (\$/ac)	Oil (%)	Ground Cover (%)	Growing Degree Days	Days To Maturity
Primed - AC Excel	108	34.3	N/A	46.0	100	1093	98
Unprimed - AC Excel	100	31.8	22.19	46.3	85	1093	98
LSD		2.04		2.33			
CV%		5.2		3.6			

Discussions: Both treatments graded number one. AC Excel primed yielded significantly greater than AC Excel unprimed. There was no statistical difference in oil content. On June 24, the AC Excel primed treatment had reached 100% ground cover, whereas the unprimed treatment had not.

BEISEKER

Observations: This trial was seeded May 16 at 5 lb/ac. Emergence of the primed seed occurred on May 21. The unprimed treatment had germinated, but not emerged. Emergence counts were completed twenty-one days after seeding. The primed treatment averaged 11.4 plants/ft², and the unprimed 8.4 plants/ft². The primed treatment did not appear to be as damaged by frost as the unprimed (see *Site Information*). Weekly growth staging assessments rated the primed treatment two to four days ahead in growth throughout the growing season. Flowering started four days earlier in the primed treatment. More damage was observed in the primed treatment (which was more advanced in maturity) from the hailstorm on August 13. Plant counts after swathing revealed that the primed seed averaged 11 plants/ft² and the unprimed 8.1 plants/ft².

Results:

SEED PRIMING TRIAL Beiseker, AB							
System	Yield (%)	Yield (bu/ac)	Contribution Margin (\$/ac)	Oil (%)	Ground Cover (%) June 30	Growing Degree Days	Days To Maturity
Primed - AC Excel	101	11.9	N/A	44.8	100	1047	96
Unprimed - AC Excel	100	11.7	(62.50)	44.9	90	1082	101
LSD		2.26		1.43			
CV%		13.8		2.69			

Note: Brackets in the Contribution Margin reflect a negative value.

Discussions: There were no significant differences in oil or yield between treatments. Frost and hail affected the growth and maturity of the treatments. When reviewing the significance of the data please remember damage from hail affected the yields. The primed treatment achieved 100% ground cover quicker than the unprimed seed and matured earlier.

ROLLA

Observations: Seeding occurred on May 18 into 12°C soil. Emergence was rapid and even. Weed pressure was light. Predominant weeds were toadflax, volunteer wheat and stinkweed. Plants emerged seven days after seeding. There were no differences in emergence between the primed and unprimed treatments. There were 96 plants/m² in both the primed vs. unprimed treatments. The plots were sprayed with Muster Gold II (Muster 8 g/ac, Assure II 0.2 L/ac) on June 24. Weed control was excellent. Golf ball size hail on July 13 destroyed the site.

Discussions: Due to the severe hail damage, no yield or quality data was recorded.

VIII VARIETY TRIAL - *B. napus*

Objective: To evaluate agronomic differences between newly registered and recommended varieties in a given area as submitted by the seed trade.

Background: The number of new varieties available over the past several years has made the task of choosing a variety for a specific farm challenging. Yield, crop quality and disease resistances are important variety traits to consider in the selection process. However, other agronomic factors such as lodging resistance and harvestability are also important factors. Varieties in the trial are selected and submitted by the seed trade and compared against the check (AC Excel) and the industry standard Quantum.

Methodology: The variety trial was made up of four replicates in a randomized complete block design. Identical agronomic practices were used for the entire trial. Seed treatments included those supplied by the seed distributor. The entire trial was seeded on the same day. Swathing commenced when seed colour change was between 30%-40%, and harvest was completed when suitable conditions existed.

Western Canadian Summary:

Differences in yield, contribution margins, growing degree days, maturity and oil content were noted among *B. napus* varieties at most locations. The relative differences among varieties varied from site to site. This is expected, because of the regional adaptability of some varieties. Contribution margins were affected by grade, yield, seed cost and oil premiums that were included for all applicable varieties. Contribution margins tended to be higher with the specialty varieties at many locations. Therefore, check on specific premiums associated with those varieties and the required specifications to obtain the premium.

Weather conditions (frost, excessive moisture, hail and drought) directly affected the yield and related contribution margins at a number of locations.

Refer to summary table (see *Appendix XXII*).

SELKIRK

Observations: Rain showers delayed seeding until May 9, but allowed us to seed into moisture at a depth of $\frac{1}{2}$ "- $\frac{3}{4}$ ". Stand establishment was good, but weed competition was high. Wild oats, green foxtail and volunteer wheat were the predominant weeds, but some wild mustard, lady's thumb and wild buckwheat were also present. Muster Gold II (Assure II @ 0.2 L/ac, Muster @ 8 g/ac) was applied at about the 2-leaf stage of the crop. A follow-up with Lontrel was considered for the wild buckwheat, but was not applied due to heavy rainfall. The buckwheat appeared to suffer more from the excess moisture than the canola, as evidenced by greater yellowing and purpling of

the leaves. The wild buckwheat did not appear to be very competitive during the growing season, although there was some regrowth following swathing. There were also some wildoat escapes throughout the trial, probably due to reduced crop competition as a result of the moisture stress. By far the greatest stress on the varieties was the large amount of rainfall at this site.

Results:

B. NAPUS VARIETY TRIAL YIELD, ECONOMIC & QUALITY RESULTS Selkirk, MB							
Treatment	Yield (%)	Yield (bu/ac)	Contribution Margin (\$/ac)	Oil (%)	Growing Degree Days	Days To Maturity	Grade
Nex 500*	106	28.3	36.21	46.2	1002	93	1
SW5001	106	28.1	23.67	45.4	1039	95	1
Quantum	105	27.9	35.36	45.8	972	91	1
HyCore 601	105	27.9	24.65	45.6	1039	95	1
Canterra 1492	103	27.3	15.48	47.1	972	91	1
Q2	101	26.8	28.68	45.8	1050	96	1
AC Excel	100	26.6	35.58	45.9	1002	93	1
Millennium 03*	97	25.9	47.71	47.9	972	91	1
Nex 705*	97	25.7	30.31	49.1	1050	96	1
Hi-Q	97	25.7	22.82	46.2	1024	94	1
Nex 710*	85	22.6	13.49	49.2	1024	94	1
LSD		4.02		0.98			
CV %		12.6		1.8			

*Specialty oil varieties

Discussion:

None of the varieties yielded significantly different from the check (AC Excel). The only variety that yielded significantly lower than Nex 500 was Nex 710. The differences in contribution margin reflect the yield values, seed costs and premiums associated with the specialty oil varieties. The specialty oil varieties Nex 710 and Nex 705 produced significantly higher oil contents than all of the other varieties. Millennium 03 and Canterra 1492 also produced significantly more oil than AC Excel, but not as much as Nex 705 and Nex 710. Canterra 1492, Millennium 03 and Quantum were the first to mature, while Nex 705 and Q2 were last, and the range was five days.

RUSSELL

Observations:

Seeding of this trial took place on May 20. Warm soil temperatures and rain showers shortly after seeding resulted in rapid emergence and excellent stand establishment. The weed spectrum at the site included wild oats, volunteer barley, green foxtail, wild mustard, lamb's quarters, wild buckwheat and Canada thistle. Application of Select (0.08 L/ac), Muster (8 g/ac) and

Lontrel (0.17 L/ac) provided good control of the weeds present. Based on petal tests, the dense canopy and wet weather prior to and during flowering, Rovral flo (0.8 L/ac) was applied to provide protection against sclerotinia. No significant sclerotinia infection was observed at swathing. No other serious disease or insect pressures were noted throughout the growing season.

Results:

B. NAPUS VARIETY TRIAL YIELD, ECONOMIC & QUALITY RESULTS Russell, MB							
Treatment	Yield (%)	Yield (bu/ac)	Contribution Margin (\$/ac)	Oil (%)	Growing Degree Days	Days To Maturity	Grade
Nex 710*	127	42.0	70.40	50.1	1027	95	1
Nex 705*	123	40.7	63.35	50.3	1056	97	1
HyCore 601	118	39.2	31.32	48.4	1027	95	1
Nex 500*	117	38.8	41.79	48.1	1042	96	1
Q2	115	38.2	38.36	48.4	1013	94	1
Quantum	107	35.3	23.46	48.4	1002	93	1
SW5001	105	34.8	12.04	49.1	1027	95	1
Hi-Q	105	34.7	20.64	49.3	1027	95	1
Millennium 03*	100	33.1	41.45	48.6	968	90	1
AC Excel	100	33.1	18.77	48.8	1002	93	1
LSD		3.01		1.70			
CV %		6.8		2.9			

*Specialty oil varieties

Discussion: Five varieties produced significantly greater yields than the check (AC Excel), including Nex 710, Nex 705, HyCore 601, Nex 500 and Q2. None of the varieties produced oil contents that were significantly different from the check. Economic analysis revealed some benefit for the varieties with special oil profiles, as a result of the premiums associated with them. There was a one-week range in maturity among the varieties, with Millennium 03 reaching maturity first and Nex 705 taking the longest.

GRENFELL

Observations: Seeding took place on May 17. Open pollinated varieties were seeded at 6.5 lb/ac and hybrid varieties (SW5001, HyCore 601 and Hyola 428) at 5.0 lb/ac. A fertilizer blend of 16-20-0-15 (actual) was seed-placed. Excellent moisture and warm soil temperatures resulted in rapid emergence. Growing conditions (see *Site Information - Comments*) were excellent throughout the season. Flea beetle damage in excess of 25% was identified in some areas. Plants outgrew damage quickly because of excellent growing conditions. Weed pressure was moderate to heavy in most areas. A tank mix of Muster

(8 g/ac or 40 ac/pouch), Poast Ultra (0.13 L/ac or 60 ac/case) and Lontrel (0.17 L/ac or 26 ac/jug) was applied at the 2-3 leaf stage. Weed control was excellent. Hyola 428 and Millennium 03 were first to reach 100% ground cover. Height and standability (lodging) differences were noted among the varieties (see *Harvestability Trial - Discussion*). Sclerotinia stem rot was more prevalent in varieties with poor standability.

Results:

B. NAPUS VARIETY TRIAL YIELD, ECONOMIC & QUALITY RESULTS Grenfell, SK							
Treatment	Yield (%)	Yield (bu/ac)	Contribution Margin (\$/ac)	Oil (%)	Growing Degree Days	Days To Maturity	Grade
Nex 705*	134	39.8	64.92	47.5	1141	101	1
Quantum	126	37.6	42.61	45.8	1077	97	1
Hyola 428	123	36.7	33.06	45.5	1124	100	1
Magellan	116	34.7	26.86	45.6	1093	98	1
Nex 500*	113	33.8	23.92	46.6	1093	98	1
HyCore 601	113	33.8	14.69	46.8	1141	101	1
Foremost	112	33.4	20.69	45.1	1141	101	1
LG3366	112	33.4	20.28	47.7	1093	98	1
SW5001	111	33.1	13.98	44.5	1141	101	1
Nex 710*	109	32.5	26.96	47.6	1109	99	1
LG3311	108	32.1	14.11	46.5	1077	97	1
IMC 105*	105	31.4	31.02	46.0	1093	98	1
Millennium 03*	102	30.4	34.72	47.0	1044	95	1
AC Excel	100	29.8	12.69	47.1	1093	98	1
IMC 204*	100	29.7	21.91	47.4	1077	97	1
LSD		2.70		2.33			
CV %		5.8		3.6			

*Specialty oil varieties

Discussion:

Yield differences of 2.70 bu/ac or more are significant. Among the *B. napus* varieties ten varieties yielded significantly greater than the check variety (AC Excel). In contrast, thirteen *B. napus* varieties yielded significantly lower than the industry check (Quantum). Nex 705 provided the greatest economic return due to specific oil premiums paid on specialty oil varieties and highest yield. All treatments graded number one. Contribution margins reflect differences in yield, seed costs and specific oil premiums.

Days to maturity (30% seed colour change) ranged from 95 to 101 days. Only one variety (SW5001) varied significantly in terms of oil content.

NAICAM

Observations:

This trial was seeded on May 6. Open pollinated varieties were seeded at 6.5 lb/ac and hybrid varieties (SW5001, HyCore 601 and Hyola 428) at 5.0 lb/ac. A fertilizer blend of 18-21-11-16 (actual) was seed-placed for all treatments. Variable growing conditions (see *Site Information - Comments*) lowered the overall yield potential. Weed pressure was variable across all treatments. Herbicides were applied at the 1-3 leaf stage and resulted in adequate control of target weeds (see *Site Information - Pesticides Applied* rates). Low crop density increased the number of weeds present later on in the growing season and reduced the risk of sclerotinia (see *Grow with Canola Manual*, page 1054). All varieties matured unevenly due to the combination of high nitrogen rates and low crop density.

Light infestations of blackleg and aster yellows were observed. Flea beetles caused considerable damage during early plant development. Shot hole damage was in excess of 25% in most treatments. As a result, Decis 5EC was applied. Other insect damage was light.

Results:

B. NAPUS VARIETY TRIAL YIELD, ECONOMIC & QUALITY RESULTS Naicam, SK							
Treatment	Yield (%)	Yield (bu/ac)	Contribution Margin (\$/ac)	Oil (%)	Growing Degree Days	Days To Maturity	Grade
LG3366	113	35.1	39.61	46.9	1062	112	1
Nex 500*	111	34.3	28.85	47.4	1071	113	2
SW5001	109	33.8	19.91	46.2	1075	114	2
Nex 710*	109	33.7	35.84	47.8	1075	114	2
Foremost	109	33.7	24.75	46.4	1075	114	2
Magellan	107	33.0	30.52	45.5	1046	111	1
LG3311	102	31.6	24.46	46.9	1046	111	1
Millennium 03*	101	31.3	51.55	48.7	1016	109	1
AC Excel	100	30.9	29.65	46.5	1062	112	1
HyCore 601	98	30.4	(7.06)	46.6	1075	114	3a
IMC 105*	98	30.2	28.17	45.3	1062	112	2
Nex 705*	96	29.6	(9.83)	49.0	1078	115	3b
Hyola 428	94	29.2	(1.28)	47.5	1075	114	2
Quantum	87	26.9	(3.74)	46.0	1062	112	2
LSD		3.15		1.05			
CV %		8.3		1.9			

Note: Brackets in the contribution margin reflect a negative value.

*Specialty oil varieties

Discussion:

Yield differences of 3.15 bu/ac or more are significant. Two varieties (LG3366 and Nex 500) yielded significantly higher than the check (AC Excel), while eleven varieties yielded significantly higher than the industry standard (Quantum). Quantum yielded significantly less than AC Excel. The highest contribution margin was associated with the variety Millennium 03. This was the result of \$0.91/bu premium paid for high erucic acid varieties and #1 grade. Contribution margins reflect differences in yield, seed cost, grade and specific oil premiums.

Days to maturity varied by six days (109 to 115). Oil contents also varied significantly. Nex 710, Millennium 03 and Nex 705 provided significantly more oil than the check AC Excel and IMC 105 provided significantly less oil.

NORTH BATTLEFORD

Observations: See *Site Information*.

Discussion: Due to the high coefficient of variation for this trial, which was caused by environmental conditions, no accurate conclusions could be made. Therefore, the results have not been reported.

VEGREVILLE

Observations: This trial was seeded on May 12. Emergence was rapid and uniform for all treatments. Frost damage in late May was observed throughout the trial but all treatments recovered quickly. Sclerotinia infection was observed throughout the trial and was more severe in lodged varieties (see *Harvestability Trial - Discussion*). Fusarium wilt was also observed and infection was more severe in some varieties. Hail occurred in early August, resulting in approximately 10% yield loss and causing down grading in rep 1 and 2.

Results:

B. NAPUS VARIETY TRIAL YIELD, ECONOMIC & QUALITY RESULTS Vegreville, AB							
Treatment	Yield (%)	Yield (bu/ac)	Contribution Margin (\$/ac)	Oil (%)	Growing Degree Days	Days To Maturity	Grade
Quantum	118	38.3	73.41	46.3	1000	108	2
Nex 710*	103	33.5	70.44	48.3	1036	113	1
HyCore 601	102	33.3	30.10	46.3	1059	117	3a
AC Excel	100	32.5	54.01	45.5	1014	110	2
Nex 500*	99	32.3	46.11	47.0	1029	112	2
IMC 205*	98	32.0	63.51	47.0	1014	110	2
Magellan	98	31.8	51.05	44.5	1000	108	1
Hi-Q	96	31.3	31.09	46.8	1036	113	3a
IMC 204*	94	30.5	55.88	45.8	1014	110	2
Millennium 03*	91	29.5	67.54	46.5	978	105	1
IMC 105*	92	29.4	50.28	43.0	964	103	2
SW5001	85	27.5	12.54	45.3	1053	116	2
Nex 705*	72	23.5	12.10	48.0	1046	115	2
LSD		2.56		0.72			
CV %		6.9		1.3			

*Specialty oil varieties

Discussion: Quantum yielded significantly higher than all other varieties. Nex 705 yielded significantly lower than all other varieties. The low Nex 705 yield was due to significantly higher fusarium wilt infection on this variety. Maturity ranged from 103 days (IMC 105) to 117 days (HyCore 601). Contribution margins reflect differences in yield, grade, seed costs and speciality oil premiums paid for some varieties.

BEISEKER

Observations: The trial was seeded on May 17. Emergence was even, but cool conditions until July hampered growth (see *Site Information*). The degree of damage caused by the hailstorm on August 13 was dependent on the maturity of the variety. Within ten days of the storm, most varieties had sent out new branches and started to re-flower. The varieties with the most re-flowering were the last swathed.

Results:

B. NAPUS VARIETY TRIAL YIELD, ECONOMIC & QUALITY RESULTS Beiseker, AB								
Treatment	Yield (%)	Yield (bu/ac)	Contribution Margin (\$/ac)	Oil (%)	Ground Cover % June 30	Growing Degree Days	Days To Maturity	Grade
Quantum	140	14.5	(58.63)	42.9	85	1079	104	2
Millennium 03*	136	14.0	(49.17)	45.4	85	1070	103	1
IMC 105*	132	13.6	(55.34)	44.0	85	1079	104	1
Hi-Q	136	13.6	(63.96)	45.7	95	1135	113	2
Canterra 1492	117	12.1	(83.20)	43.6	85	1091	106	2
Nex 500*	115	11.9	(72.99)	43.3	85	1067	102	2
Magellan	108	11.1	(75.34)	42.0	85	1079	104	2
IMC 204*	105	10.8	(69.60)	45.7	80	1091	106	2
Nex 710*	100	10.4	(76.92)	44.4	100	1135	113	2
AC Excel	100	10.3	(72.12)	44.3	85	1079	104	2
Nex 705*	90	9.3	(82.32)	43.9	85	1135	113	2
SW5001	89	9.2	(92.71)	42.9	95	1135	113	2
LSD		1.97		2.40				
CV %		15.0		4.6				

Note: Brackets in the contribution margin reflect a negative value.

When reviewing the significance of the data please remember damage from hail has affected the yields.

*Specialty oil varieties

Discussion:

There were statistically significant differences in yield and oil among the varieties. However, yield potential of all varieties was affected by hail. Therefore, use caution when making comparisons.

Frost and hail affected maturity of the varieties. Maturity ranged from 102 days to 113 days.

The importance of ground cover by a canola crop is twofold. One, the sooner the canopy closes, the better the crop is able to compete against weeds. Second, canopy closure helps in protecting the soil surface from exposure to wind and sunlight, which helps in moisture conservation. On June 30, only Nex 710 had 100% ground cover.

LETHBRIDGE (IRRIGATION)

Observations:

The site was seeded on May 6 at 4 lb/ac. Soil moisture conditions at the time of seeding were poor to fair. To promote even emergence $\frac{3}{4}$ " of water was applied after seeding. Emergence was even and rapid. Frost on June 12 damaged plants, especially in areas with heavy crop residue. Recovery from the frost was good. The affected plants were behind in plant

development until flowering. Cabbage seedpod weevils were controlled using Decis (see *Site Information*). After swathing, 1" of water was applied to help the curing process.

Results:

B. NAPUS VARIETY TRIAL YIELD, ECONOMIC & QUALITY RESULTS Lethbridge, AB (Irrigation)								
Treatment	Yield (%)	Yield (bu/ac)	Contribution Margin (\$/ac)	Oil (%)	Ground Cover % June 14	Growing Degree Days	Days To Maturity	Grade
Nex 710*	115	59.7	156.01	48.3	96	1154	101	1
IMC 105*	115	59.5	151.36	46.1	100	1100	97	1
HyCore 601	115	59.5	105.44	44.5	96	1228	106	2
Nex 705*	113	58.4	133.49	48.5	100	1228	106	2
Hi-Q	105	54.1	90.67	44.8	90	1154	101	2
Nex 500*	103	53.3	92.95	45.0	90	1165	102	2
SW5001	103	53.1	78.93	43.7	100	1228	106	2
Magellan	102	52.7	84.25	44.7	90	1154	101	2
Quantum	100	51.8	95.43	43.0	95	1141	100	1
AC Excel	100	51.7	99.17	44.7	88	1100	97	1
LSD		4.72		1.14				
CV %		7.2		2.1				

*Specialty oil varieties

Discussion: Yield differences of 4.72 bu/ac or more are significant. Nex 705, Nex 710, HyCore 601, IMC 105 yielded significantly higher than the check AC Excel. Oil contents also varied significantly, with the speciality oil variety Nex 705 producing the most oil at 48.5% and Quantum producing the least at 43.0%.

Contribution margins are a reflection of yield, grade, seed costs and premiums for speciality oil varieties.

Days to maturity ranged from a low of 97 days (AC Excel, IMC 105) to a high of 106 days (SW5001, Nex 705, HyCore 601).

LETHBRIDGE (DRYLAND)

Observations: Refer to *Site Information*. Gross yield data was taken from the first rep and ranged from 1-3 bu/ac. Based on these results, no further yield data was collected.

RYCROFT

Observations: The trial was seeded on May 24 into 7°C soil with reasonable moisture. Emergence was slow and uneven. Early weed pressure was heavy but patchy with the predominant weeds being wild oats, spring wheat, stinkweed, field horsetail and cleavers. Wild buckwheat, lamb's quarters, and Canada thistle were relatively light in the plots. The plots were sprayed with Muster Gold II (Muster 8 g/ac, Assure II 0.2 L/ac) on June 26. Weed control was good, except for field horsetail and stinkweed. June to August was cool with adequate moisture. A severe frost on August 14 devastated the plots and resulted in high green seed counts. The plots were swathed on September 13 and combined on October 7.

Results:

B. NAPUS VARIETY TRIAL YIELD, ECONOMIC & QUALITY RESULTS Rycroft, AB							
Treatment	Yield (%)	Yield (bu/ac)	Contribution Margin (\$/ac)	Oil (%)	Growing Degree Days	Days To Maturity	Grade
HyCore 601	108	37.4	32.96	48.1	830	116	3b
IMC 105*	107	37.1	89.49	47.6	804	110	3a
Nex 710*	101	35.0	50.06	49.1	798	109	3b
Quantum	101	34.9	69.38	46.0	816	112	2
AC Excel	100	34.6	44.99	47.2	810	111	3b
IMC 204*	98	33.8	74.07	48.0	804	110	3a
Magellan	97	33.7	33.36	46.3	798	109	3b
Nex 500*	97	33.6	34.47	47.8	810	111	3b
Nex 705*	74	25.8	(13.30)	47.8	824	115	Sample
LSD		2.65		1.59			
CV %		6.4		2.8			

Note: Brackets in the contribution margin reflect a negative value.

*Specialty oil varieties

Discussion: Differences in yield and oil were significant only if the values differed by 2.65 bu/ac and 1.59%, respectively. HyCore 601 and IMC 105 yielded significantly higher than the check (AC Excel), and Nex 710 produced significantly higher oil. IMC 105 had the highest contribution margin because of yield, grade and a premium of \$0.61/bu. Conversely, Nex 705 had the lowest contribution because of low yield and poor grade, even with a premium of \$0.45/bu.

IX HARVESTABILITY TRIAL

Objective: To compare the harvestability of varieties entered in the variety trials.

Background: A number of varieties have very similar yield and quality traits. In choosing a variety a grower needs to consider additional traits like lodging and harvestability. Harvestability is the measurement of swathing and combining ease. Currently, there is no meaningful scientific measurement for harvestability. Therefore, a standardized criteria for a subjective measurement was used.

Methodology: Harvestability was evaluated as swathing and combining were completed on the B. napus variety and system comparison trials. Swathing and combining were each evaluated on a scale of one to five with AC Excel (the check) being three. The following criteria were considered; lodging, height, straw stiffness, straw strength, stand uniformity, swath fluffiness (pod dispersion), tendency to clump, flowability, feeding and speed of operation.

The following ratings are subjective. The machine operator, crop conditions, weather and time of day can affect the harvestability of a variety.

Ratings: 1 = much better than check
 2 = better than check
 3 = check
 4 = worse than check
 5 = much worse than check

Western Canadian Summary:

Harvestability is a very subjective evaluation and there are often differences in the ease of operation experienced by the operator of the equipment. Factors in swathing include the uniformity of stand, plant height, straw stiffness and lodging. When combining, a uniform stand usually translates into an even swath that feeds smoothly. Any difficulties when swathing are usually magnified at combining time.

SELKIRK

Observation: All varieties were stressed by excessive moisture, but the varieties in the systems comparison trial suffered to a greater extent due to the later seeding date, and rain delayed herbicide application. Since the moisture stress tended to limit crop growth, it was actually the taller varieties that were easiest to swath. Varieties that were shorter required cutting very close to the ground to get all the pods, and this required reduced speed. All varieties were cut with an 18 ft Versatile 400 swather with a bat reel. The

conventional *B. napus* variety trial was combined with an IHC 1460 combine, while the systems comparison was combined with a John Deere 6600.

Results:

HARVESTABILITY TRIAL			
<i>B. napus</i>			
Naicam, SK			
Variety	Lodging Ratio	Swathability Rating	Combinability Rating
46A73	79	2	3
46A76	88	2	3
AC Excel	85* (71)	3	3
Armor Bx	72	3	3
Canterra 1492	92*	1	3
Canterra 1867	67	3	3
Cartier Bx	68	3	3
Conquest	69	3	3
Hi-Q	75*	2	3
HyCore 601	83*	1	3
Hyola 454	60	3	3
InVigor 2573	74	2	3
InVigor 2663	73	2	3
LG3235	73	3	3
LG3345	68	3	3
LG3455	76	3	3
LG3525	70	3	3
Millennium 03	90*	4	2
Nex 500	82*	2	3
Nex 705	75*	2	3
Nex 710	84*	2	2
Q2	67*	3	3
Quantum	91* (66)	2	3
SW5001	87*	1	3
SW RideR	69	2	3
Zodiak Bx	71	3	3

Note: * These ratings were taken from conventional variety trial.

Discussion:

There was generally more lodging in the systems comparison trial, as compared to the conventional varieties, as evidenced by the difference in values for the same check varieties. Varieties that were taller in stature and/or less lodged had the best swathability ratings, because speed could be increased if pod height did not require swathing very close to the ground. There were far fewer differences in combinability, since the light crop and weathered condition of the swaths made combining relatively easy for all varieties.

RUSSELL

Observation:

While rains were frequent throughout the summer at this site, they were seldom excessive. In spite of the near ideal growing conditions, none of the varieties exceeded 4.5 ft in height. Some lodging was observed but was generally not severe, so the main differences among varieties were in the amount of plant material. The plots were all swathed with an 18 ft Versatile 400 swather with a bat reel, and harvested with a John Deere 9600 combine.

Results:

HARVESTABILITY TRIAL <i>B. napus</i> Russell, MB			
Variety	Lodging Ratio	Swathability Rating	Combinability Rating
46A73	94	3	2
46A76	96	3	2
AC Excel	77* (86)	3	3
Armor Bx	76	3	3
Cartier Bx	87	3	3
Conquest	86	2	3
Hi-Q	95*	3	3
HyCore 601	93*	3	3
Hyola 454	93	3	2
InVigor 2573	84	3	3
InVigor 2663	77	4	3
LG3235	81	3	2
LG3345	78	3	3
LG3455	89	3	3
LG3525	76	3	3
Millennium 03	74*	2	2
Nex 500	94*	3	3
Nex 705	95*	3	3
Nex 710	90*	3	3
Q2	91*	2	3
Quantum	78* (81)	3	3
SW RideR	89	2	3
SW5001	88*	3	3
Zodiak Bx	87	3	3

Note: * These ratings were taken from conventional variety trial.

Discussion:

The lodging ratios indicate that while there were some minor differences in lodging, none of the varieties were severely lodged. Differences in swathability and combinability were largely a reflection of differences in amount of plant material produced.

GRENFELL

Observation: The treatments were swathed with a 20 ft Versatile 4400 swather equipped with a pick-up reel, and harvested with a New Holland TR 85 combine. Differences in plant characteristics such as height, straw stiffness, stem strength, branching and initial podding height affected harvestability. Varieties that were tall, stiffer stemmed or more severely lodged were considerably more difficult to swath. The level of sclerotinia stem infection was more prevalent in treatments that were more lodged. Low-lying areas had more plant material.

Results:

HARVESTABILITY TRIAL			
<i>B. napus</i>			
Grenfell, SK			
Variety	Lodging Ratio	Swathability Rating	Combinability Rating
AC Excel	.87	3	3
Armor Bx	.81	3	3
Cartier Bx	.85	3	3
Conquest	.84	2	1
Foremost	.93	4	4
HyCore 601	.93	3	3
Hylite 225	.81	3	3
Hyola 428	.91	3	3
IMC 105	.83	3	3
IMC 106 RR	.87	3	3
IMC 204	.73	4	4
InVigor 2573	.88	4	5
InVigor 2663	.90	4	4
LG Dawn	.73	4	4
LG3235	.88	2	2
LG3311	.88	2	2
LG3366	.91	3	3
LG3455	.90	3	3
LG3525	.84	3	4
Magellan	.86	2	2
Millennium 03	.73	4	3
Nex 500	.85	3	3
Nex 705	.87	2	2
Nex 710	.91	2	3
SW RideR	.89	3	3
Zodiak Bx	.84	3	3

Discussion:

There were notable differences in the harvestability of a number of the *B. napus* varieties. The severity of the lodging ranged from 0.73 to 0.94, where 1.00 would indicate no lodging. Swathability ratings were directly related to plant height, stem stiffness and lodging. Sclerotinia stem infections were higher in varieties (LG Dawn, IMC 204 and Millennium 03) with lower lodging ratios. This resulted in operating the swather table and reel on or near to the ground, making swathing more difficult. Taller varieties (SW5001, Foremost, InVigor 2573 and InVigor 2663) and the stiffer stemmed variety Quantum were also difficult to swath. Taller varieties had a tendency to hang up in the throat of the swather. Shorter, less lodged varieties were easier to swath. Higher combinability ratings (1 and 2) were related to ease of threshability and speed of operation. Poor flowability and reduced speed of operation, due to clumping, resulted in lower (4 and 5) combinability ratings.

NAICAM

Observation:

Treatments were swathed with an 18 ft Co-op swather equipped with a bat reel, and harvested with a New Holland TR 85 combine. Differences in plant characteristics such as height, straw stiffness and initial podding height did not vary greatly due to reduced plant stands (see *Site Information - Comments*). Uniformity of the stand did vary within treatments.

Results:

HARVESTABILITY TRIAL			
<i>B. napus</i>			
Naicam, SK			
Variety	Lodging Ratio	Swathability Rating	Combinability Rating
2631 LL	.84	3	3
46A73	.83	3	3
46A76	.85	3	3
AC Excel	.87	3	3
Armor Bx	.81	3	3
Cartier Bx	.85	3	3
Conquest	.84	3	3
Foremost	.81	3	3
HyCore 601	.73	3	3
Hylite 225	.81	3	3
Hyola 428	.87	3	3
IMC 105	.84	3	3
IMC 106 RR	.87	3	3
InVigor 2573	.88	3	3
InVigor 2663	.90	3	3
LG Dawn	.73	3	3
LG3235	.88	3	3
LG3311	.88	2	3
LG3366	.89	3	3
LG3455	.90	3	3
LG3525	.84	3	3
Magellan	.88	3	3
Millennium 03	.90	2	3
Nex 500	.90	3	3
Nex 705	.84	3	3
Nex 710	.87	3	3
Quantum	.89	3	3
SW RideR	.89	3	3
SW5001	.84	3	3

Discussion:

There were no dramatic differences in the harvestability of the *B. napus* varieties.

NORTH BATTLEFORD

Observation: Due to the drought conditions (See *Site Information*) this trial was not conducted at this site.

VEGREVILLE

Observation: This trial was harvested using a 14 ft International 4000 swather and a John Deere 7700 combine. Differences in plant heights and lodging ratios were observed among the varieties tested. Plant material in treatments with tall plant heights bridged on the end of the cutting table and required aggressive use of the reel to keep material flowing. Speed of swathing was reduced in treatments that were lodged. Combine speed was relatively constant for most treatments.

Results:

HARVESTABILITY TRIAL				
<i>B. napus</i>				
Vegreville, AB				
Variety	Plant Length (cm)	Lodging Ratio	Swathability Rating	Combinability Rating
B. napus Trial				
AC Excel	85	.68	3	3
Hi-Q	96	.77	3	4
HyCore 601	117	.89	4	5
IMC 105	92	.83	3	1
IMC 204	73	.71	3	4
IMC 205	103	.86	3	4
Magellan	76	.65	3	3
Millennium 03	62	.61	4	3
Nex 500	75	.76	3	3
Nex 705	112	.92	3	4
Nex 710	79	.78	3	2
Quantum	91	.72	3	3
SW5001	125	.93	4	5
Systems Comparison Trial				
2631 LL	107	.70	3	2
46A73 (Clearfield)	119	.79	4	3
46A73 (Freedom Gold)	120	.75	4	3
46A76	127	.86	4	4
AC Excel	121	.64	3	3
Armor Bx	115	.65	4	2
Cartier Bx	115	.65	4	2
Conquest	126	.81	4	3
Hyola 454	122	.65	4	4
InVigor 2573	133	.66	4	4
InVigor 2663	129	.72	4	3
LG3235	115	.71	2	2
LG3345	116	.61	4	3
LG3455	116	.76	2	2
LG3525	116	.73	2	2
Quantum	122	.63	3	3
SW RideR	127	.63	4	4

Discussion:

There were few differences in harvestability among the varieties. Swathing speed was slower and cutting height lower with varieties that were lodged. The amount of plant material put through the combine determined the speed of combining. Taller varieties required slightly slower combining speed. A number of varieties with varying growth characteristics were rated for

sclerotinia infection. Varieties with low lodging ratios had higher sclerotinia infection rates.

BEISEKER

Observation: Hail (see *Site Information*) had damaged the plants to the extent that a fair comparison of differences in lodging, swathing, or combinability could not be done.

LETHBRIDGE (IRRIGATION)

Observation: Lodging was variable in each of the treatments. The lodging did not create any problems at swathing.

Results:

HARVESTABILITY TRIAL			
<i>B. napus</i>			
Lethbridge, AB (Irrigation)			
Variety	Lodging Ratio	Swathability Rating	Combinability Rating
B. napus Trial			
AC Excel	.88	3	3
Hi-Q	.88	2	2
HyCore 601	.89	2	3
IMC 105	.81	2	2
Magellan	.78	2	3
Nex 500	.88	2	3
Nex 705	.89	2	2
Nex 710	.90	2	2
Quantum	.84	3	2
SW5001	.92	2	3
Systems Trial			
AC Excel	.79	3	3
Armor Bx	.78	3	3
Cartier Bx	.78	3	2
Hyola 454	.74	1	2
InVigor 2573	.78	2	3
InVigor 2663	.72	2	2
LG3345	.83	2	1
LG3235	.85	1	2
LG3455	.85	2	2
LG3525	.75	2	2
Quantum	.85	3	2
SW RideR	.82	2	2

Discussion: The differences experienced in harvestability were due to the speed of operation.

LETHBRIDGE (DRYLAND)

Observation: A management decision to straight cut the varieties was based on the plant stand (short and spindly). However as the result of low yields, only one rep was combined. A fair analysis of harvestability could not be completed.

RYCROFT

Observation: All of the varieties had good standability.

Results:

HARVESTABILITY TRIAL			
<i>B. napus</i>			
Rycroft, AB			
Variety	Lodging Ratio	Swathability Rating	Combinability Rating
46A73 (Clearfield)	.96	3	3
46A73 (Freedom Gold)	.95	3	3
46A76	.94	3	3
AC Excel	.98	3	3
Arrow	.97	3	3
Conquest	.96	3	3
Hyola 454	.95	3	3
InVigor 2573	.92	3	3
InVigor 2631	.96	3	3
InVigor 2663	.93	3	3
LG3235	.96	3	3
LG3345	.94	3	3
LG3455	.94	3	3
LG3525	.95	3	3
Quantum	.97	3	3

Discussion: All of the varieties had good standability and there were no differences among the varieties.

ROLLA

Observation: This site was destroyed due to hail.

X SEED TREATMENT TRIAL

Objective: To evaluate the impact of new seed treatments on canola as it relates to yield, quality and contribution margins.

Background: The most widespread problem of canola production is stand establishment. Poor stand establishment may be caused by a seedling disease complex including pathogens such as *Rhizoctonia solani* along with *Fusarium* and *Pythium* species. In addition to fungal pathogens of emerging canola, insects may also cause economic yield loss. Harmonization of crop protection chemicals between Canada and the United States has resulted in a voluntary withdrawal of lindane (insecticide) from the market. Four of the seed treatments contain replacement (new*) chemistry for lindane.

Methodology: The seed treatment trial included some or all of the following treatments:

- A) Lindane check (Foundation)
- B) No Insecticide check (Foundation Lite)
- C) Foundation Lite + Decis (if flea beetle pressure warrants control)
- D) Foundation Lite + Assail (low rate)
- E) Foundation Lite + Assail (high rate)
- F) Counter + Gaucho CS
- G) Foundation Lite + Counter + Assail (low rate)
- H) Helix XTra
- I) Gaucho Platinum
- J) Premiere Z

All other agronomic practices remained the same.

The seed source was InVigor 2573 (same seed lot for all treatments) treated by each of the respective companies involved in the trial.

The damage ratings used for flea beetle are derived from the "BASF Flea Beetle Rating System", which uses the following criteria:

- A) 0 = no damage
- B) 1 = 1-25% damage
- C) 2 = 26-50% damage
- D) 3 = 51-75% damage

Western Canadian Summary:

At sites with flea beetle pressure, canola treated with Foundation Lite experienced greater levels of flea beetle damage than treatments containing insecticides. This tended to reduce yields although the losses were not always significant. There were no clear trends among the seed treatments containing insecticides. All "new" seed treatments appear to offer similar or better protection to existing seed treatments containing lindane.

SELKIRK

Observations: This trial was seeded on May 15, following several rain showers. On four occasions around seeding time, overnight temperatures dipped to just below freezing. This resulted in cool, moist soil conditions at seeding, initially delaying emergence. However, temperatures then recovered to highs in the low twenties (°C) and lows around five for the remainder of May, allowing for good stand establishment. Plant counts were taken June 2 and 19. A Liberty (1.35 L/ac) and Select (0.025 L/ac) tank mix was applied at the 2-4 leaf stage and provided good weed control. No notable damage from flea beetles was observed, probably due to the cool, wet conditions. No other significant disease or insect pressures were observed. By far the greatest stress on the crop was excessive rainfall (see *Site Information*), and one rep was dropped due to localized flooding.

Results: **Table 1. Average number of emerged plants/m²**

Treatment	7 DAE	24 DAE
Foundation	119	100
Foundation Lite	91	81
Foundation Lite + Assail (low rate)	111	100
Foundation Lite + Assail (high rate)	113	110
Gaucho Canola System + Counter 5G	145	121
Foundation Lite + Assail (low rate) + Counter 5G	115	101
Helix XTra	118	107
Gaucho Platinum	123	113
Premiere Z	97	82

DAE = Days After Emergence

Table 2. Yield and Seed Quality

SEED TREATMENT TRIAL Selkirk, MB			
Treatment	Yield (bu/ac)	Contribution Margin (\$/ac)	Oil (%)
Foundation	26.2	14.26	44.3
Foundation Lite	25.8	13.05	43.0
Foundation Lite + Assail (low rate)	25.3	N/A*	44.1
Foundation Lite + Assail (high rate)	29.1	N/A*	43.5
Gaucho CS + Counter 5G	31.0	25.90	43.5
Foundation Lite + Assail (low rate) + Counter 5G	24.1	N/A*	44.2
Helix XTra	27.5	3.20	44.2
Gaucho Platinum	32.6	29.30	44.0
Premiere Z	28.1	N/A*	43.2
LSD	4.09		1.04
CV %	10.8		1.7

Note: *At the time of writing, no cost figures were available for these seed treatments.

Discussion:

The Foundation Lite seed treatment produced the lowest plant density, but it was still within the optimum range for stand establishment. The Gaucho Platinum treatment and Gaucho CS + Counter 5G dual treatment produced the highest plant densities. They were also the only treatments to produce significantly higher yields than the Foundation Lite, but were not significantly higher yielding than Foundation Lite + Assail (high rate). Foundation Lite also produced the lowest oil content, although only the oil contents of Foundation, Foundation Lite + Assail (low rate), Foundation Lite + Assail (low rate) + Counter 5G, and Helix XTra were significantly higher. The significant yield and oil content differences were somewhat unexpected, given the apparent lack of insect pressure.

RUSSELL

Observations:

Seeding took place on May 21 into fair soil moisture, and seeding depth was increased to 1" due to the somewhat dry surface soil conditions. Warm soil temperatures and rain showers following seeding resulted in excellent emergence. No notable flea beetle damage was observed, nor was any other significant insect or disease pressure noted throughout the growing season. A Liberty (1.35 L/ac) and Select (0.025 L/ac) tank mix was applied at the 3-4 leaf stage and provided adequate weed control. Some regrowth of Canada thistle was noted by swathing time. Growing conditions were generally very good throughout the growing season (see *Site Information*).

Results:

Table 1. Average number of emerged plants/m²

Treatment	7 DAE	15 DAE	25 DAE
Foundation	176	160	148
Foundation Lite	159	149	137
Foundation Lite + Assail (low rate)	178	155	157
Foundation Lite + Assail (high rate)	151	126	126
Premiere Z	150	153	143

DAE = Days After Emergence

Table 2. Yield and Seed Quality

SEED TREATMENT TRIAL Russell, MB			
Treatment	Yield (bu/ac)	Contribution Margin (\$/ac)	Oil (%)
Foundation	39.5	69.74	48.1
Foundation Lite	36.6	56.10	48.8
Foundation Lite + Assail (low rate)	38.5	N/A*	48.9
Foundation Lite + Assail (high rate)	37.6	N/A*	48.7
Premiere Z	38.4	N/A*	48.4
LSD	2.13		0.61
CV %	4.8		1.1

Note: *At the time of writing, no cost figures were available for these seed treatments.

Discussion:

Initial plant densities were very high due to excellent weather conditions, but some plant mortality did occur over time in all treatments. This commonly occurs in dense plant stands as weaker plants fail to compete with more vigorous ones. The only treatment that yielded significantly higher than Foundation Lite was Foundation. Foundation had the lowest oil content, although only Foundation Lite and Foundation Lite + Assail (low rate) were significantly higher in oil.

GRENFELL

Observations:

Seeding took place on May 17 at 5.0 lb/ac. A fertilizer blend of 16-20-0-15 (actual) was seed-placed for all treatments. Excellent moisture and warm soil temperatures resulted in rapid emergence. Plant emergence occurred on May 25. No disease symptoms were evident. Emergence counts and flea beetle damage assessments were taken 8, 15 and 25 days after emergence (DAE). Flea beetle pressure was moderate during early plant development and tapered off by the third week in June. All treatments were sprayed with Liberty (1.35 L/ac or 10 ac/jug) at the 2-3 leaf stage on June 12. Decis was applied on June 11 to the Foundation Lite + Decis treatment. The Foundation Lite treatment was delayed by three to four days during early plant development due to flea beetle damage. All treatments were able to out-grow damage being incurred. There were no differences in maturity (30% seed colour change). Growing conditions (see *Site Information - Comments*) were excellent throughout the season.

Results:

Table 1. Average number of emerged plants/m²

Treatment	8 DAE	15 DAE	25 DAE
Foundation	139	137	135
Foundation Lite	143	140	137
Foundation + Decis	138	139	135
Helix XTra	156	152	149
Premiere Z	147	144	142

DAE = Days After Emergence

Table 2. Flea beetle damage assessment (% of leaf damage)

Treatment	8 DAE	15 DAE	25 DAE
Foundation	1-25	1-25	1-25
Foundation Lite	1-25	26-50	1-25
Foundation + Decis	1-25	26-50	1-25
Helix XTra	0	1-25	0
Premiere Z	1-25	1-25	1-25

DAE = Days After Emergence

Table 3. Yield and Seed Quality

SEED TREATMENT TRIAL Grenfell, SK			
Treatment	Yield (bu/ac)	Contribution Margin (\$/ac)	Oil (%)
Foundation	36.9	58.51	46.8
Foundation Lite	34.6	48.37	46.8
Foundation Lite + Decis	36.3	51.37	47.0
Helix XTra	36.5	47.20	47.1
Premiere Z	36.4	N/A*	46.7
LSD	1.35		0.54
CV %	3.0		0.9

Note: *At the time of writing, no cost figures were available for these seed treatments.

Discussion:

There were some differences in emergence between treatments, with Helix XTra having the highest plant counts over the growing season. Flea beetle damage was moderate (up to 50%) in Foundation Lite and Foundation Lite + Decis treatments. Reduced leaf area at early plant development from flea beetle damage in the Foundation Lite treatment resulted in a significantly lower yield. Oil content did not vary significantly. All treatments graded number one. Contribution margins reflect yield variation, foliar applied insecticide and seed treatment costs.

NAICAM

Observations:

This trial was seeded May 6 at 5.0 lb/ac. A fertilizer blend of 18-21-11-16 (actual) was seed-placed. Climatic conditions (see *Site Description - Comments*) delayed emergence until May 23. No disease symptoms were evident. All treatments were substantially affected by a late May frost. Emergence counts and flea beetle damage assessments were taken 7, 15 and 23 days after emergence (DAE). Emergence counts were adequate and flea beetle pressure was low seven days after emergence. Flea beetle activity increased substantially as temperatures improved. Newly emerging leaves in the Foundation Lite treatment were unable to recover from flea beetle damage. Damage was consistent across all treatments. Treatments were sprayed with Liberty (1.35 L/ac or 10 ac/jug) at the 1-3 leaf stage on June 8. Decis was applied on June 8 to the Foundation Lite + Decis treatment. There were no visible growth differences among treatments, with the exception of Foundation Lite. The Foundation Lite treatment was delayed by four to six days during early plant development due to flea beetle damage. There were no differences in maturity (30% seed colour change).

Results:**Table 1. Average number of emerged plants/m²**

Treatment	7 DAE	15 DAE	23 DAE
Foundation	91	56	52
Foundation Lite	84	47	39
Foundation Lite + Decis	82	47	45
Foundation Lite + Assail (low rate)	93	56	51
Foundation Lite + Assail (high rate)	91	57	55
Gaicho CS + Counter	94	59	60
Foundation Lite + Counter + Assail (low rate)	94	60	59
Helix XTra	94	60	58
Gaicho Platinum	89	56	51
Premiere Z	90	57	50

DAE = Days After Emergence

Table 2. Flea beetle damage assessment (% of leaf damage)

Treatment	7 DAE	15 DAE	23 DAE
Foundation	0	1-25	1-25
Foundation Lite	0	26-50	1-25
Foundation Lite + Decis	0	26-50	1-25
Foundation Lite + Assail (low rate)	0	1-25	1-25
Foundation Lite + Assail (high rate)	0	1-25	1-25
Gaicho CS + Counter	0	0	0
Foundation Lite + Counter + Assail (low rate)	0	0	0
Helix XTra	0	0	0
Gaicho Platinum	0	1-25	1-25
Premiere Z	0	1-25	1-25

DAE = Days After Emergence

Table 3. Yield and Seed Quality

SEED TREATMENT TRIAL			
Naicam, SK			
Treatment	Yield (bu/ac)	Contribution Margin (\$/ac)	Oil (%)
Foundation	31.6	49.27	44.8
Foundation Lite	28.8	36.76	45.0
Foundation Lite + Decis	32.2	47.84	45.2
Foundation Lite + Counter + Assail (low rate)	38.5	N/A*	45.7
Foundation Lite + Assail (high rate)	36.5	N/A*	45.5
Gaucho CS + Counter	36.9	62.15	45.4
Foundation Lite + Assail (low rate)	33.5	N/A*	44.5
Helix XTra	36.6	63.62	45.6
Gaucho Platinum	35.5	59.05	45.9
Premiere Z	33.6	N/A*	45.2
LSD	3.50		0.68
CV %	7.2		1.1

Note: *At the time of writing, no cost figures were available for these seed treatments.

Discussion:

Reduced emergence counts, 15 days after emergence (DAE), were related to a severe frost (-3.8°C) on May 30. Flea beetle damage was moderate (up to 50%) in Foundation Lite and Foundation Lite + Decis treatments. This resulted in low plant counts (39 plants/m²) at 23 DAE, for the Foundation Lite treatment. Five treatments yielded significantly higher than the check (Foundation). Continuing damage from the flea beetles in the Foundation Lite treatment during early plant development resulted in the lowest yield. Oil content varied significantly for two treatments. All treatments graded number one. Contribution margins reflect differences in yield, foliar applied insecticide and seed treatment costs.

NORTH BATTLEFORD

Observations:

This trial was seeded on May 17. Due to unfavorable conditions (see *Site Information*) crop establishment was slow and uneven. No flea beetles or diseases were observed in the trial. Emergence counts were taken on July 5. The trial was harvested on September 28.

Results:

Table 1. Yield, Seed Quality and Emergence Counts

SEED TREATMENT TRIAL North Battleford, SK				
Treatment	Emergence Count (plants/m²)	Yield (bu/ac)	Contribution Margin (\$/ac)	Oil (%)
Foundation	62	22.3	(7.79)	49.0
Foundation Lite	62	22.8	(4.63)	49.3
Foundation Lite + Assail (low rate)	56	21.8	N/A*	49.5
Foundation Lite + Assail (high rate)	50	23.3	N/A*	49.5
Foundation Lite + Counter + Assail (low rate)	56	24.5	N/A*	49.5
Helix XTra	56	25.8	(0.57)	49.3
LSD		2.22		0.88
CV %		7.7		1.5

Note: *At the time of writing, no cost figures were available for these seed treatments.

Discussion:

There were significant differences in yield among some treatments. However, due to the varying conditions within the trial, no accurate conclusions can be made.

BEISEKER

Observations:

The trial was seeded on May 16 at 4.5 lb/ac. Canola emergence was even. No flea beetle damage was observed during the sampling period. There were no significant differences in growth over a four-week period. Root diseases were assessed and no problems were found. Lygus bugs were found in equal numbers (five per sweep on average) across all treatments. All treatments were sprayed with Lorsban to control the lygus bugs. No differences in maturity were observed at swathing time.

Results:

Table 1. Average number of emerged plants/m²

Treatment	7 DAE	14 DAE	21 DAE
Foundation	72	72	72
Foundation Lite	84	87	87
Foundation Lite + Assail (low rate)	72	72	72
Foundation Lite + Assail (high rate)	90	101	95
Premiere Z	67	84	84

DAE = Days After Emergence

Table 2. Yield and Seed Quality

SEED TREATMENT TRIAL Beiseker, AB					
Treatment	Yield (bu/ac)	Contribution Margin (\$/ac)	Oil (%)	Ground Cover % June 30	Grade
Foundation	15.7	(37.89)	44.8	100	1
Foundation Lite	16.3	(34.26)	44.8	100	1
Foundation Lite + Assail (low rate)	15.6	NA*	45.7	100	1
Foundation Lite + Assail (high rate)	15.2	NA*	45.1	100	1
Premiere Z	16.4	NA*	45.5	100	1
LSD	1.42		1.11		
CV %	7.6		2.0		

Note: *At the time of writing, no cost figures were available for these seed treatments.

Discussion: None of the seed treatments provided significant yield or oil increases as compared to the check treatment (Foundation). As a result of the hail, caution should be used when examining the yield and oil data. No flea beetle damage occurred. Any benefits from the insecticide components of the various treatments would be unlikely.

LETHBRIDGE (IRRIGATION)

Observations: This trial was seeded on May 6. Emergence was even but slow (see *Site Information*). Flea beetles were prevalent and caused damage to the Foundation Lite, Premiere Z, and the Foundation Lite + Decis treatments (see *Table 1*). On the Foundation Lite + Decis treatment, 50 mL/ac of Decis was sprayed 14 days after emergence to control flea beetles. Flea beetle control was excellent. The affected plants fully recovered. The Foundation Lite and Premiere Z treatments did not recover from the flea beetle damage until approximately 28 days after emergence. Cabbage seedpod weevils caused damage in all treatments. No differences in the amount of weevils (eight per sweep on average) or damage were observed. Main stem blanks (missing pods) were observed in all treatments. No lygus bugs were found. The entire trial was sprayed with Decis to control the weevils. Weevil control was excellent. Days to flowering were similar with the exception of Foundation Lite (two to three days behind) and Premiere Z (one day behind). Maturity (35% seed colour change) was the same for all treatments.

Results:

Table 1. Average number of emerged plants/m²

Treatment	7 DAE	14 DAE	21 DAE
Foundation	157	174	174
Foundation Lite	168	129	118
Foundation Lite + Decis	168	140	134
Foundation Lite + Assail (low rate)	157	140	140
Foundation Lite + Assail (high rate)	157	134	123
Counter + Gaucho CS	117	112	106
Counter + Foundation Lite + Assail (low rate)	123	112	112
Helix XTra	168	140	140
Gaucho Platinum	162	145	134
Premiere Z	145	123	123

DAE = Days After Emergence

Table 2. Flea beetle damage assessment (% of leaf damage)

Treatment	7 DAE	14 DAE	21 DAE
Foundation	0	0	0
Foundation Lite	26-50	51-75	51-75
Foundation Lite + Decis	1-25	26-50	1-25
Foundation Lite + Assail (low rate)	0	0	0
Foundation Lite + Assail (high rate)	0	0	0
Counter & Gaucho CS	0	0	0
Counter + Foundation Lite + Assail (low rate)	0	0	0
Helix XTra	0	0	0
Gaucho Platinum	0	0	0
Premiere Z	1-25	26-50	1-25

DAE = Days After Emergence

Table 3. Yield and Seed Quality

SEED TREATMENT TRIAL Lethbridge, AB (Irrigation)					
Treatment	Yield (bu/ac)	Contribution Margin (\$/ac)	Oil (%)	Ground Cover % June 14	Grade
Foundation	59.6	145.41	45.8	100	1
Foundation Lite	56.1	129.97	45.8	85	1
Foundation Lite + Decis	60.3	146.74	46.1	93	1
Foundation Lite + Assail (low rate)	59.1	N/A*	45.5	96	1
Foundation Lite + Assail (high rate)	57.8	N/A*	46.1	96	1
Counter + Gaucho CS	60.5	140.37	45.9	100	1
Counter + Foundation Lite + Assail (low rate)	58.5	N/A*	46.2	100	1
Helix XTra	57.6	129.89	46.4	100	1
Gaucho Platinum	58.7	136.23	46.3	100	1
Premiere Z	54.7	N/A*	46.1	100	1
LSD	3.42		1.16		
CV %	5.0		2.1		

Note: *At the time of writing, no cost figures were available for these seed treatments.

Discussion: Foundation Lite and Premiere Z treatments yielded significantly lower than the check treatment (Foundation). No significant differences occurred between the remaining treatments and the check. There were no significant differences in oil content.

Historically, damage from flea beetles in southern Alberta has been isolated. This year flea beetle populations flourished due to warm and dry weather. Populations were high enough to cause damage in the Foundation Lite, Foundation Lite + Decis and the Premiere Z treatments. Among these treatments, damage ranged from 1-75% with the Foundation Lite treatment being highest. The Foundation Lite + Decis treatment had similar amounts of leaf damage within the first 14 days as the Foundation Lite treatment. After spraying with Decis, the plants in the Foundation Lite + Decis treatment were able to recover. Even with good moisture and fertility, the Foundation Lite and Premiere Z treatments never fully recovered.

On June 14, ground cover was similar among all treatments with the exception of Foundation Lite, which had 85% ground cover. Flea beetle damage slowed growth in this treatment.

XI TIME OF WEED REMOVAL TRIAL

Objective: To compare the effects of time of weed removal on yield and quality of *B. napus* canola using Odyssey herbicide.

Background: Determining the proper time for weed removal has been a constant source of frustration to producers across Western Canada. Producers will often delay post emergent herbicide application in an attempt to avoid late flushes of weeds. The concern is that these late flushes of weeds may add to the bank of weed seeds in the soil or require additional herbicide applications and increased input costs. Work conducted by Harker, et al (Agriculture and Agri-Food Canada) along with Canola Production Centre data has indicated that there are economic benefits to removing weeds early in crop development.

Methodology: The trial consisted of three main treatments based on a normal seeding date.

- A) 1-2 leaf stage of the canola
- B) 3-5 leaf stage of the canola
- C) 6-7 leaf stage of the canola

Odyssey was applied at 17 g/ac. In addition, Lontrel was added in a tank mix if thistle counts warranted spraying.

Western Canadian Summary:

In general, delayed spraying reduced yields and contribution margins at most sites. Early spraying did not appear to increase dockage levels. This data supports previous data collected at Canola Production Centres. Early spraying has the potential to increase yields and contribution margins with no increase in expenses.

SELKIRK

Observations: This trial was seeded on May 7 and stand establishment was very good. The plants received a light frost around the middle of May, but mortality appeared to be low. However, this initially appeared to delay growth of both the crop and weeds. Predominant weeds included wild oats, green foxtail, volunteer wheat, wild buckwheat, wild mustard and a scattering of other common broadleaf weeds. Grasses provided the greatest competition. Odyssey provided good control at the early crop stage. Due to the frequent and heavy rainfall during the latter part of June (see *Site Information*), the 3-5 leaf stage for herbicide application was missed. Due to the wet conditions at the later time of weed removal (6-7 leaf stage), plants in the tractor wheel marks never recovered. Efficacy at this stage was adequate, but not quite as good as the early spraying stage, due to the more advanced stage of the weeds.

Results: (a) Weed Data

TIME OF WEED REMOVAL TRIAL Selkirk, MB					
Treatment	Emergence Counts Plants/m ²	Spray Date	Broadleaf Weeds #/m ²	Grassy Weeds #/m ²	Weed Biomass (g/m ²)
1-2 leaf	131*	May 29	58	77	4
3-5 leaf	131*	N/A	N/A	N/A	13
6-7 leaf	131*	June 19	25	89	37

* Based on random counts throughout the trial.

Results: (b) Yield and Seed Quality Data

TIME OF WEED REMOVAL TRIAL Selkirk, MB				
Treatment	Dockage (%)	Yield (bu/ac)	Oil (%)	Contribution Margin (\$/ac)
1-2 leaf	1.1	33.4	45.5	46.18
3-5 leaf	N/A	N/A	N/A	N/A
6-7 leaf	1.6	17.8	46.6	(31.43)
LSD		3.92	1.14	
CV %		14.7	2.1	

Note: Brackets in the contribution margin reflect a negative value.

Discussion: Yield and economic returns were dramatically reduced by delayed herbicide application at this site. While the wheel marks from the tractor may have exaggerated this reduction, it was obvious that the abundant weed competition also played a major role. Allowing the weeds to continue to compete added another stress to the crop.

NAICAM

Observations: This trial was seeded on May 5 at 6.5 lb/ac. A fertilizer blend of 18-21-11-16 (actual) was seed-placed. Climatic conditions (see *Site Description - Comments*) delayed emergence until May 23. Emergence was uniform. Frost damage was not as severe (23% plant loss) as in other areas of the field. Weed pressure and flea beetle damage was variable across all treatments. Shot hole damage was in excess of 25% in most treatments. As a result Decis 5EC was applied. Predominant weeds included volunteer wheat, stinkweed, wild buckwheat and Canada thistle (2-3/m²). Odyssey (17 g/ac or 40 ac/case) was tank mixed with Lontrel (0.17 L/ac or 26 ac/jug) and applied to all treatments. Herbicides were applied at the 2-leaf, 5-leaf and 7-leaf stage of plant development. Weed counts and weed biomass samples were taken prior to spraying each treatment. Weed control was reduced in

later sprayed treatments. There were no differences in maturity among treatments.

Results: (a) Weed Data

TIME OF WEED REMOVAL TRIAL Naicam, SK					
Treatment	Emergence Counts Plants/m ²	Spray Date	Broadleaf Weeds #/m ²	Grassy Weeds #/m ²	Dry Wt. (g/m ²) total
1-2 leaf	74	June 7	5	27	11.4
3-5 leaf	77	June 16	24	29	23.2
6-7 leaf	72	June 23	21	32	25.7

Results: (b) Yield and Seed Quality Data

TIME OF WEED REMOVAL TRIAL Naicam, SK				
Treatment	Dockage (%)	Yield (bu/ac)	Oil (%)	Contribution Margin (\$/ac)
1-2 leaf	2.8	40.4	47.5	59.66
3-5 leaf	3.3	38.1	47.0	46.73
6-7 leaf	5.5	37.0	47.5	41.51
LSD		1.34	0.95	
CV %		2.5	1.5	

Discussion: The 1-2 leaf treatment yielded significantly higher than the other treatments. The early (1-2 leaf) treatment made better utilization of available moisture and nutrients than the later time of weed removal treatments. All treatments graded number one. Contribution margins only reflect differences in yield.

VEGREVILLE

Observations: This trial was seeded on May 12. Emergence was uniform for all treatments. Wild oats were the predominant weeds in the trial but chickweed, hemp nettle, smartweed, stinkweed and wild buckwheat were also present. Weed counts and samples were taken prior to spraying with Odyssey. Wild oats were tillering when the 6-7 leaf treatment was sprayed and were still visible in the stubble at harvest. Some of these wild oats set seed but did not grow above the stubble height of the plots. The trial was swathed on September 6.

Results: (a) Weed Data

TIME OF WEED REMOVAL TRIAL Vegreville, AB					
Treatment	Emergence Counts Plants/m²	Spray Date	Broadleaf Weeds (#/m²)	Grassy Weeds (#/m²)	Weed Biomass (g/m²)
1-2 leaf	116	June 4	7	34	10
3-5 leaf	97	June 13	35	147	33
6-7 leaf	98	June 26	20	226	792

Results: (b) Yield and Seed Quality Data

TIME OF WEED REMOVAL TRIAL Vegreville, AB				
Treatment	Dockage (%)	Yield (bu/ac)	Oil (%)	Contribution Margin (\$/ac)
1-2 leaf	3.6	40.0	46.3	76.05
3-5 leaf	2.1	40.8	46.5	79.85
6-7 leaf	2.9	29.8	47.0	27.60
LSD		5.62	0.83	
CV %		11.1	1.3	

Discussion: The 6-7 leaf treatment yielded significantly lower than the other two treatments. The contribution margin of this treatment was also much lower than the other two treatments. In this trial, timely weed removal made approximately \$50 per acre more than delayed spraying.

XII SYSTEMS COMPARISON TRIAL

Objective: To establish agronomic criteria for choosing among varieties and herbicide options of novel trait canola varieties.

Background: The introduction of canola with novel traits for herbicide tolerance has given producers many options for herbicide and variety selection. The greatest return will occur by choosing the most appropriate combination of variety and herbicide for each field. Factors to consider beyond the performance of the variety include weed population, weed spectrum, tillage system and herbicide rotation. Entries in the systems comparison trial were on a contract basis.

Methodology: Each treatment was replicated four times in an incomplete split plot design. To avoid the impact of spray drift, all varieties within a system were seeded in a common block. The canola varieties with novel traits for herbicide tolerance were compared to the conventional varieties AC Excel and Quantum using a conventional herbicide program. All varieties were sprayed with their appropriate herbicide. All hybrid varieties were seeded at 4-5 lb/ac, whereas the open pollinated varieties were seeded at the recommended rate for the area. The Monsanto Technology Use Agreement (TUA) was included in calculating contribution margins for the Roundup Ready system.

Western Canadian Summary:

Adverse environmental conditions impacted the performance of the varieties at a number of locations. The differences in yield performance of the varieties among sites are in part a reflection of the systems' ability to control the weed spectrum. Yields tended to be the highest with the Liberty Link hybrids at most locations. Contribution margins were a function of yield, herbicide cost (including TUA for Roundup Ready), seed cost and grade.

Differences in oil contents varied from variety to variety and from site to site. Weed conditions and growing conditions varied greatly, and the ideal combination of herbicide system and variety varied accordingly. The ideal system (in terms of variety and herbicide package) for one grower is not necessarily the best combination for a neighbour. A grower must consider the spectrum of weeds present, typical growing conditions for their area, disease concerns, crop rotation, herbicide rotation and genetic potential of the varieties before making the choice of one particular system for a field.

Also important, is the role of proper record keeping in terms of varieties and herbicide systems used. This is crucial in planning the weed control strategy for the entire rotation, and in reducing the chances of developing weed resistance to specific herbicides or classes of herbicides that may be frequently used in the rotation.

SELKIRK

Observation:

Frequent rain showers in the early part of May delayed seeding until May 15. Seed was placed into moisture at a depth of ½". Stand establishment was good, but weed competition was high. Wild oats, green foxtail and volunteer wheat were the predominant weeds, but some wild mustard, lady's thumb, wild buckwheat and the odd lamb's quarters were also present. While herbicide applications were planned for the two-leaf stage of the crop, three days of constant wind in excess of 30 km/hr followed by two weeks of frequent and heavy rainfall (see *Site Information*) delayed applications until the 7-leaf stage.

The combination of weed competition and large amounts of rainfall at this site severely stressed all varieties.

Discussion:

Statistical analysis revealed unacceptably high co-efficients of variation (CV greater than 15%). Therefore, yield results were unreliable and have not been reported.

RUSSELL

Observation:

Seeding of this trial took place on May 20. Warm soil temperatures and rain showers shortly after seeding resulted in rapid emergence and excellent stand establishment. The weed spectrum at the site included wild oats, volunteer barley, green foxtail, wild mustard, lamb's quarters, wild buckwheat and Canada thistle. Herbicides applied to the various systems at the 3-4 leaf stage of the crop were as follows:

Clearfield Production System - Odyssey (17 g/ac)
Conventional - Select (0.08 L/ac), Muster (8 g/ac) and Lontrel (0.17 L/ac)
Liberty Link - Liberty (1.35 L/ac), Select (0.025 L/ac)
Navigator/Compas - Select (0.08 L/ac), Compas (0.28 L/ac)
Roundup Ready - Roundup Transorb (0.5 L/ac)

Weed control was generally good with the exception of some thistle regrowth in the conventional, Navigator/Compas and Clearfield Production systems. There were also a few wild oat escapes in one rep of the Clearfield system. Based on petal tests, the thick canopy and wet weather prior to and during flowering, Rovral flo (0.8 L/ac) was applied to provide protection against sclerotinia. No significant sclerotinia infection was observed at swathing, and no other serious disease or insect pressures were noted throughout the growing season.

Results:

SYSTEMS COMPARISON TRIAL						
Russell, MB						
System	Yield (%)	Yield (bu/ac)	Contribution Margin (\$/ac)	Oil (%)	Growing Degree Days	Days To Maturity
Conventional						
Quantum	104	36.9	31.42	46.4	1002	93
AC Excel	100	35.5	30.71	47.4	1002	93
Clearfield Production System						
46A76	112	39.6	42.64	47.1	1027	95
46A73	101	35.7	29.36	46.7	1027	95
Liberty Link						
InVigor 2573	116	41.3	78.70	48.1	1013	94
InVigor 2663	116	41.2	78.20	47.8	1013	94
Navigator / Compas						
Armor Bx	109	38.6	72.82	47.5	1002	93
Cartier Bx	107	38.1	68.85	46.5	1002	93
Zodiak Bx	103	36.6	62.04	47.2	1002	93
Roundup Ready						
LG3345	114	40.5	78.47	48.4	1013	94
LG3525	110	39.0	70.12	48.4	1013	94
Conquest	107	38.1	69.51	48.2	1027	95
LG3235	107	38.0	66.33	47.7	1002	93
LG3455	106	37.8	64.15	48.4	1013	94
SW RideR	105	37.4	59.84	48.2	1013	94
Hyola 454	105	37.4	57.31	47.6	1013	94
LSD		3.87		0.95		
CV%		8.6		1.7		

Discussion:

The check (AC Excel) produced the lowest yield, although only InVigor 2573, InVigor 2663, LG3345 and 46A76 provided a significant yield advantage. Each system had at least one variety exceeding a \$70 contribution margin, with the exception of the conventional and Clearfield Production systems. Their economic returns were lower due to additional herbicide costs for Canada thistle control. Only LG3525 and LG3455 produced significantly higher oil contents than AC Excel, while Cartier Bx and Quantum were significantly lower. The range in days to maturity was relatively small (93 to 95 days), due to high temperatures at swathing time.

GRENFELL

Observations:

Seeding took place on May 17. A fertilizer blend of 16-20-0-15 (actual) was seed-placed. Excellent moisture and warm soil temperatures resulted in rapid emergence. Growing conditions (see *Site Information - Comments*) were excellent throughout the season. Weed pressure was moderate to heavy in most areas. Herbicides were applied at the 2-3 leaf stage and resulted in good control of target weeds (see *Site Information - Pesticides Applied* for herbicide rates).

Sclerotinia stem rot was more prevalent in varieties with poor standability (see *Harvestability*). Flea beetles caused damage during early plant development. Shot hole damage in excess of 25% was identified in some areas. Plants outgrew damage quickly because of excellent growing conditions. Other insect damage was light. Light infestations of blackleg and aster yellows were observed.

Results:

SYSTEMS COMPARISON TRIAL Grenfell, SK						
System	Yield (%)	Yield (bu/ac)	Contribution Margin (\$/ac)	Oil (%)	Growing Degree Days	Days To Maturity
Conventional						
Quantum	118	37.6	42.61	45.9	1077	97
AC Excel	100	31.8	22.19	46.3	1093	98
Liberty Link						
InVigor 2573	128	40.6	78.54	46.1	1109	99
InVigor 2663	120	38.1	66.66	46.6	1124	100
Navigator / Compas						
Cartier Bx	98	31.2	37.86	45.6	1093	98
Zodiak Bx	92	29.3	29.58	46.5	1093	98
Armor Bx	82	26.1	15.33	46.0	1077	97
Roundup Ready						
Conquest	116	36.8	62.49	46.5	1124	100
SW RideR	112	35.6	55.99	46.2	1109	99
LG3455	109	34.7	48.11	47.2	1093	98
LG3235	105	33.4	43.29	45.4	1055	95
LG3525	103	32.7	38.61	47.1	1109	99
LG Dawn	99	31.4	35.89	46.1	1077	97
IMC 106 RR	96	30.4	58.05	46.7	1093	98
Hylite 225	96	30.4	28.36	46.8	1077	97
LG3345	92	29.3	23.47	47.2	1065	96
LSD		2.04		0.81		
CV%		5.2		1.5		

Discussion:

Yield differences greater than 2.04 bu/ac were statistically significant. Seven varieties yielded significantly higher than the check (AC Excel), while three varieties were significantly lower. However, only one variety (InVigor 2573) yielded significantly higher than Quantum, while twelve varieties were significantly lower. All treatments graded number one. Contribution margins reflect differences in yield, seed costs, herbicide costs and oil premiums (IMC 106 RR). Significant differences in oil content were found. Days to maturity ranged from 95-100.

NAICAM

Observations:

This trial was seeded on May 6. A fertilizer blend of 18-21-11-16 (actual) was seed-placed. Variable growing conditions (see *Site Information - Comments*) affected the yield potential. All treatments were substantially affected by a late May frost and flea beetle damage. Plant counts were reduced on average by 40%. Shot hole damage was in excess of 25% in most treatments. As a result Decis 5EC was applied. Weed pressure was variable across all treatments. Herbicides were applied at the 1-3 leaf stage (except Freedom Gold) and resulted in good control of target weeds (see *Site Information - Pesticides Applied*). Herbicide application recommendations combined with poor weather delayed spraying of the Freedom Gold system until the 6-7 leaf stage. Poor crop competition resulted in an increase in the number of weeds present later in the growing season. All varieties matured unevenly due to the combination of high nitrogen rates and low crop density.

Light infestations of blackleg and aster yellows were observed. Other insect damage was light.

Results:

SYSTEMS COMPARISON TRIAL							
Naicam, SK							
System	Yield (%)	Yield (bu/ac)	Contribution Margin (\$/ac)	Oil (%)	Growing Degree Days	Days To Maturity	Grade
Conventional							
Quantum	103	27.1	(3.29)	43.5	1064	112	2
AC Excel	100	26.2	0.00	44.6	1072	113	2
Clearfield Production System							
46A76	142	37.1	41.98	44.0	1072	113	1
46A73	115	30.2	4.10	43.8	1072	113	2
Freedom Gold							
46A73	75	19.7	(15.82)	44.7	1077	114	2
Liberty Link							
InVigor 2573	132	34.6	61.77	44.6	1077	114	1
InVigor 2663	123	32.3	50.84	45.2	1077	114	1
2631 LL	90	23.6	17.61	43.6	1072	113	1
Navigator / Compas							
Cartier Bx	108	28.2	35.34	45.7	1047	111	1
Armor Bx	103	28.2	31.81	45.3	1047	111	1
Roundup Ready							
LG 3455	144	37.7	74.09	45.3	1064	112	1
Conquest	135	35.5	64.38	45.7	1064	112	1
LG3525	127	33.4	53.67	45.0	1072	113	1
LG3235	121	31.7	47.89	43.5	1047	111	1
Hylite 225	115	30.1	38.67	44.6	1064	112	1
SW RideR	113	29.5	38.75	45.2	1072	113	1
LG3345	111	29.1	34.25	45.0	1064	112	1
LG Dawn	106	27.7	30.05	43.6	1064	112	1
IMC 106 RR	103	26.9	46.73	44.6	1072	113	1
LSD		2.83		1.63			
CV%		8.0		3.1			

Note: Brackets in the contribution margin reflect a negative value.

Discussion:

Yield differences greater than 2.83 bu/ac were statistically significant. Eleven varieties yielded significantly higher than the check (AC Excel), while one treatment (46A73 - Freedom Gold) yielded significantly lower. There were no significant differences in oil content among treatments. Four treatments (46A73 - Freedom Gold, 46A73 - Clearfield, AC Excel and Quantum) graded number two. Contribution margins reflect differences in yield, seed costs,

grade, herbicide costs and oil premiums (IMC 106 RR). Contribution margins for the conventional and Clearfield systems were lower due to additional costs related to thistle control. Days to maturity ranged from 111 to 114.

NORTH BATTLEFORD

Observations: See *Site Information*.

Discussion: Due to the high coefficient of variation for this trial, caused by environmental conditions, no accurate conclusions could be made. Therefore, the results have not been reported.

VEGREVILLE

Observations: This trial was seeded on May 12 and 13. Conditions were excellent (see *Site Information*) for germination and early crop establishment. Conditions were also ideal for weeds. An early flush of wild oats warranted early spraying, but spraying was delayed to allow recovery from a late May frost. Conventional treatments were sprayed with Assure II (0.2 L/ac) on June 3 followed by Muster (12 g/ac) on June 13. Liberty Link treatments were sprayed with Liberty (1.35 L/ac) on June 4 followed by Fusion on June 26 to remove wild oats that were not controlled by Liberty. Roundup Ready treatments were sprayed with Roundup Transorb (0.5 L/ac) on June 4. Wild oats in the sprayer tracks were not controlled because of dust behind the wheels. A second application of Roundup Transorb (0.5 L/ac) was applied on June 26 to control these wild oats. Navigator/Compas treatments were sprayed with Select (80 mL/ac) and Compas (234 mL/ac) on June 4. Clearfield treatments were sprayed with Odyssey (17 g/ac) on June 4. After consultation with a DuPont representative, application of the Freedom Gold components on the Freedom Gold system were split. The Assure II (0.2 L/ac) portion was sprayed on June 3, and the Freedom (8 g/ac) portion was sprayed on June 13. This was done to avoid crop injury from Freedom while removing the early flush of wild oats. Some crop injury was still noticed on one replication of Freedom Gold. Weed control appeared to be most effective in the Roundup Ready and Clearfield systems. Late flushes of wild buckwheat and a few other broadleaf weeds contaminated the other systems. Hail in early August caused green seed problems to some plots.

Results:

SYSTEMS COMPARISON TRIAL							
Vegreville, AB							
System	Yield (%)	Yield (bu/ac)	Contribution Margin (\$/ac)	Oil (%)	Growing Degree Days	Days To Maturity	Grade
Conventional							
Quantum	116	36.3	74.25	45.3	1007	109	1
AC Excel	100	31.3	57.08	45.8	1007	109	1
Clearfield Production System							
46A76	119	37.3	63.23	46.5	1059	117	1
46A73	113	35.3	47.02	45.8	1059	117	2
Freedom Gold							
46A73	81	25.3	5.87	45.3	1059	117	2
Liberty Link							
InVigor 2573	131	41.1	80.33	45.8	1014	110	1
InVigor 2663	122	38.3	67.03	46.0	1014	110	1
2631 LL	98	30.8	40.68	45.0	993	107	1
Navigator / Compas							
Cartier Bx	94	29.5	29.80	43.8	993	107	2
Armor Bx	86	27.0	27.46	44.0	993	107	1
Roundup Ready							
LG3455	120	37.5	64.84	45.8	1007	109	1
LG3235	114	35.8	58.03	44.0	1000	108	1
SW RideR	109	34.0	36.60	44.8	1036	113	2
LG3525	101	31.5	36.35	46.0	1007	109	1
LG3345	99	31.0	26.54	45.8	1007	109	2
Hyola 454	98	30.8	19.85	45.3	1053	116	2
Conquest	97	30.3	23.16	45.0	1053	116	2
LSD		2.57		0.89			
CV%		6.6		1.7			

Discussion:

InVigor 2573 yielded significantly higher than all other varieties tested. InVigor 2663, LG3455, 46A76 (Clearfield), Quantum, LG3235, 46A73 (Clearfield) and SW RideR yielded significantly higher than AC Excel. Only InVigor 2573 yielded significantly higher than Quantum. Maturity ranged from 107 to 117 days.

Contribution margins reflect differences in yield, grade, seed and herbicide costs.

BEISEKER

Observation:

Quackgrass and volunteer cereals had emerged prior to seeding. A pre-seeding burnoff of Vantage Plus (700 mL/ac) was sprayed May 15. The trial was seeded May 17. The average seeding rate was 5 lb/ac. The InVigor varieties and Hyola 454 were seeded at 4.5 lb/ac. Emergence was even but slow. All post emergent herbicides were applied at the 2-leaf stage of the crop. The conventional system was sprayed with Muster Gold II (Assure II @ 200 mL/ac and Muster @ 8 g/ac) and Lontrel (227 mL/ac). The Liberty Link system was sprayed with a Liberty (1.35 L/ac) and Select (50 mL/ac) tank mix. The Roundup Ready system was sprayed with Roundup Transorb (500 mL/ac). The Navigator system was sprayed with Compas (300 mL/ac) and Select (50 mL/ac). Weed control was excellent for all treatments. Frost and hail (see *Site Information*) affected plant growth and maturity.

Results:

SYSTEMS COMPARISON TRIAL Beiseker, AB								
System	Yield (%)	Yield (bu/ac)	Contribution Margin (\$/ac)	Oil (%)	Grade	Ground Cover % June 30	Growing Degree Days	Days To Maturity
Conventional								
Quantum	118	13.9	(57.56)	45.3	1	100	1047	96
AC Excel	100	11.7	(62.50)	44.9	1	90	1082	101
Liberty Link								
InVigor 2663	157	18.4	(21.85)	45.2	1	100	1082	101
InVigor 2573	150	17.6	(25.64)	43.8	1	96	1082	101
Navigator / Compas								
Cartier Bx	102	12.0	(48.94)	44.4	2	90	1067	98
Armor Bx	100	11.8	(45.34)	44.3	1	90	1067	98
Roundup Ready								
Hyola 454	137	16.1	(38.51)	44.0	2	96	1091	102
SW RideR	128	15.0	(38.28)	44.4	1	100	1079	100
LG3235	123	14.4	(38.04)	44.7	1	100	1047	96
LG3345	119	14.0	(40.20)	44.7	1	95	1082	101
LG3525	118	13.9	(41.45)	45.8	1	100	1067	98
Canterra 1867	112	13.2	(43.20)	45.8	1	90	1067	98
LG3455	112	13.2	(44.77)	46.0	1	90	1067	98
LSD		2.26		1.43				
CV%		13.9		2.7				

Note: Brackets in the contribution margin reflect a negative value.

Discussion:

Damage from hail was variable and depended on the maturity of the particular variety. More mature varieties at the time of the storm had more visible damage, therefore when making comparisons caution should be used. Yield differences of 2.26 bu/ac or more are significant. Oil content differences of 1.43% or more are statistically significant.

Contribution margins were a reflection of yield, grade, herbicide and seed costs. The contribution margins of the conventional system were lower due to the additional cost of thistle control.

InVigor 2663, LG3235, LG3525, SW RideR, Hyola 454 and Quantum had reached 100% ground cover by June 30.

LETHBRIDGE (IRRIGATION)**Observation:**

A pre-seeding burnoff of Vantage Plus (700 mL/ac) was sprayed on May 5 to control volunteer cereals. The trial was seeded on May 6. The average seeding rate was 4 lb/ac. Emergence was even. Frost affected all varieties but recovery was good (see *Site Information*). After seeding another flush of volunteer cereals emerged. Weed pressure was evident in all treatments. All post emergent herbicides were applied at the 2-leaf stage of the crop. The Conventional system was sprayed with Muster Gold II (Assure @ 200 mL/ac and Muster @ 8 g/ac) and Lontrel (227 mL/ac). The Liberty Link system was sprayed with a Liberty (1.35 L/ac) and Select (50 mL/ac) tank mix. The Roundup Ready system was sprayed with Roundup Transorb (500 mL/ac). The Navigator system was sprayed with Compas (300 mL/ac) and Select (50 mL/ac). Weed control was excellent for all treatments. Maturity varied among varieties.

Results:

SYSTEMS COMPARISON TRIAL Lethbridge, AB (Irrigation)							
System	Yield (%)	Yield (bu/ac)	Contribution Margin (\$/ac)	Oil (%)	Ground Cover % June 14	Growing Degree Days	Days To Maturity
Conventional							
Quantum	103	59.9	133.81	42.9	100	1141	99
AC Excel	100	58.3	130.45	44.6	95	1100	96
Liberty Link							
InVigor 2663	117	68.4	186.38	45.8	100	1189	103
InVigor 2573	114	66.7	170.28	45.3	97	1202	104
Navigator / Compas							
Armor Bx	106	62.0	166.19	44.9	93	1100	96
Cartier Bx	104	60.8	159.46	44.1	93	1165	101
Roundup Ready							
LG3525	116	67.7	188.55	46.0	97	1165	101
LG3455	114	66.2	181.44	46.6	97	1165	101
Hyola 454	112	65.3	170.28	45.9	100	1213	105
LG3345	112	65.2	177.83	46.2	97	1202	104
SW RideR	111	64.8	173.18	45.0	100	1202	104
LG3235	106	61.6	160.48	45.8	97	1100	96
LSD		3.04		1.02			
CV%		4.0		1.9			

Discussion: Yield differences of 3.04 bu/ac or greater and oil content differences of 1.02% or greater are significant. Contribution margins are a reflection of yield, seed costs, and the individual herbicide costs of the particular system. LG3525 and InVigor 2663 have the highest contribution margins. The lower contribution margins for the conventional system resulted from lower yields and the additional cost of Canada thistle control.

The range in maturity was from 95-105 days. Hyola 454 had the longest maturity at 105 days.

Quantum, Hyola 454, SW RideR, and InVigor 2663 were the first to cover the ground by June 14.

RYCROFT

Observations:

The trial was seeded on May 25 into cool (6°C) moist soil. Temperatures remained cool throughout the growing season and moisture was adequate. Crop emergence was slow and uneven allowing the weeds to get a 'jump' on the crop. A blanket application of Poast was applied to all treatments to control grassy weeds (see *Site Information - Comments*). The predominant weeds were volunteer barley, wild oats, stinkweed, cleavers and wild buckwheat, while Canada thistle, wild rose and field horsetail were less prevalent. All treatments were sprayed on June 26 under warm (23°C air temperature), dry, calm conditions. Conventional treatments were sprayed with Muster Gold II (Muster @ 8g/ac and Assure II @ 0.2 L/ac). Liberty Link treatments were sprayed with Liberty (1.35 L/ac). Roundup Ready treatments were sprayed with a single application (0.5 L/ac) of Roundup Transorb. Clearfield treatments were sprayed with Odyssey (17 g/ac). Freedom Gold treatments were sprayed with Freedom Gold (Assure II @ 0.2 L/ac and Freedom @ 8 g/ac). All of the treatments were sprayed when the canola was at the 3-4 leaf stage using 10 gallons of water per acre. Plots sprayed with Freedom Gold showed obvious herbicide injury and were set back for approximately one week. Weed control was excellent for most treatments. However, stinkweed did escape in the conventional treatments.

Results:

SYSTEMS COMPARISON TRIAL							
Rycroft, AB							
System	Yield (%)	Yield (bu/ac)	Contribution Margin (\$/ac)	Oil (%)	Growing Degree Days	Days To Maturity	Grade
Conventional							
AC Excel	100	34.6	44.99	48.6	810	111	3b
Quantum	94	32.6	49.47	47.1	816	112	3a
Clearfield Production System							
46A76	99	34.2	30.01	48.5	816	112	3b
46A73	70	24.3	(27.19)	46.5	823	113	Sample
Freedom Gold							
46A73	73	25.3	(29.71)	46.6	830	116	Sample
Liberty Link							
InVigor 2573	127	43.9	91.91	49.8	799	110	2
InVigor 2663	125	43.2	46.17	48.9	799	110	3a
2631 LL	108	37.4	75.59	49.9	799	110	3b
Roundup Ready							
LG3455	114	39.5	46.70	48.1	810	111	3b
LG3525	112	38.6	43.73	48.9	810	111	3b
LG3235	111	38.4	44.24	47.6	810	111	Sample
LG3345	110	38.1	42.44	49.9	810	111	3b
SW Arrow	108	37.4	52.48	48.8	780	107	3b
Conquest	100	34.5	32.68	48.7	799	110	3b
Hyola 454	97	33.6	15.28	47.6	810	111	3b
LSD		2.82		0.85			
CV%		6.7		1.5			

Note: Brackets in the contribution margin reflect a negative value.

Discussion: InVigor 2573 and InVigor 2663 yielded significantly higher than any other varieties in the trial. 46A73 within the Clearfield and Freedom Gold systems yielded statistically lower than all other varieties. InVigor 2573 had the highest contribution margin, while 46A73 had the lowest contribution margin. Contribution margins reflect seed cost, herbicide costs, yield and grade.

XIII CANOPY MANIPULATION TRIAL

Objective: To compare the effects of various seeding dates and rates on yield, maturity and disease of *B. napus*.

Background: European research (Scott et al, 1999) indicates that canola yields can be related to canopy structure after flowering. Thinner canopies allow more light to penetrate lower pods resulting in increased yield due to translocation of photosynthates from pod hulls. Also, excessive vegetative growth can deplete soil moisture in dry conditions resulting in poor pod formation and filling. Previous seeding rate recommendations were based on studies carried out throughout western Canada under various weed and disease pressures. The introduction of novel trait canola varieties with herbicide tolerance has improved weed control, which may lessen the need for higher plant populations. Weather conditions often contribute to increased lodging and sclerotinia. Reduced plant stands may lessen the risk of these factors. However, lower plant densities may bring higher risks such as later maturity, green seed and insects (ie. root maggots). Recent seeding date research has indicated that early spring or fall dormant seeded canola produces thinner and shorter plant stands, which have been related to increased yields.

Methodology: The seeding date trial consisted of two seeding dates and three seeding rates. InVigor 2153 from a common seed lot was used at all locations.

- A) Early seeding date @ 1.0 lb/ac ** (Peace ~ 2.0 lb/ac)
- B) Early seeding date @ 3.0 lb/ac ** (Peace ~ 5.0 lb/ac)
- B) Early seeding date @ 6.0 lb/ac ** (Peace ~ 8.0 lb/ac)
- C) Normal seeding date @ 1.0 lb/ac ** (Peace ~ 2.0 lb/ac)
- D) Normal seeding date @ 3.0 lb/ac ** (Peace ~ 5.0 lb/ac)
- E) Normal seeding date @ 6.0 lb/ac ** (Peace ~ 8.0 lb/ac)

This trial was not sprayed with any fungicides.

Western Canadian Summary:

There were significant differences between seeding dates and among seeding rates at all sites. Yield and quality were usually optimized at the medium to high seeding rates. Low seeding rates never reached complete canopy closure and resulted in delayed maturity and increased branching at most sites. Low seeding rates had increased lodging at all sites, which was not expected. "The plant grew too big for its branches". Seed colour change evaluation and swathability were more difficult at the low seeding rates. There were no noticeable differences in sclerotinia infection at two of the three locations, but at the third location (Rycroft), sclerotinia infection was highest in the low seeding rate due to lodging. There were no significant differences in 1000 kernel weights.

SELKIRK

Observations: The seeding dates for this trial were May 5 and May 16. The actual seeding rates achieved were 1.1, 3.0 and 5.7 lb/ac. Plant densities were proportional to seeding rates. Light frosts were recorded after emergence of the early treatments. While some leaf damage was noted, mortality appeared to be low. All treatments were sprayed at about the 2-leaf stage of the crop with a tank mix of Liberty (1.35 L/ac) and Select (0.025 L/ac). Weed control was good, but there were some escapes from late flushes of wild oats in the lower seeding rates due to reduced crop competition. The early treatments were more established when the heavy rains started and appeared to better withstand the excessive moisture. Sclerotinia infection was slightly higher in the early seeded treatments, probably due to a heavier canopy. Levels of infection were generally low.

Results: (a) Plant stand measurements

CANOPY MANIPULATION Selkirk, MB						
System	Emergence Counts (plants/m²)	Plant Height (cm)	Lodging Ratio (%)	# Primary Branches	# Secondary Branches	Harvest Counts (plants/m²)
Early Seeding Date						
1 lb/ac	17	116	68	5.1	2.4	N/A
3 lb/ac	38	111	83	5.4	2.8	N/A
6 lb/ac	74	122	93	5.6	3.3	N/A
Normal Seeding Date						
1 lb/ac	25	102	66	5.1	2.2	N/A
3 lb/ac	36	105	71	6.3	3.2	N/A
6 lb/ac	81	108	67	5.2	0.3	N/A

Results: (b) Yield and Quality Data

CANOPY MANIPULATION Selkirk, MB							
System	Yield (%)	Yield (bu/ac)	Contribution Margin (\$/ac)	Oil (%)	1000 Kernel Weight (g)	Growing Degree Days	Days To Maturity
Early Seeding Date							
1 lb/ac	99	23.2	41.30	44.2	3.5	1051	98
3 lb/ac	104	24.4	38.34	46.6	3.6	999	95
6 lb/ac	122	28.5	46.04	46.8	3.5	969	93
Normal Seeding Date							
1 lb/ac	59	13.9	(4.97)	43.3	3.1	1047	90
3 lb/ac	85	19.8	15.45	44.7	3.3	1031	89
6 lb/ac	100	23.4	20.67	44.6	3.5	1004	87
LSD		3.20		4.72	0.59		
CV%		8.1		1.9	5.1		

Discussions: Large amounts of rainfall throughout the growing season stressed the canola and as a result the increased branching that would have been expected in the lower seeding rates did not occur. The early seeding date treatments produced taller plants than the normal date, which is not the usual trend. Yields declined significantly at both seeding dates when seeding rates were reduced. Contribution margins followed the same trend, though not as dramatically due to savings in seed costs. There were no significant differences in oil content. Maturity was also delayed by reducing seeding rate, regardless of seeding date.

LETHBRIDGE (IRRIGATION)

Observations: This trial was seeded on April 28 and May 6. Seeding rates used were 1, 3 and 5 lb/ac. The 5 lb/ac seeding rate was lowered from 6 lb/ac to accommodate local recommendations for irrigation. To achieve lower seeding rates corn grindings were used to bulk the seed. Emergence was slow in the early seeded treatments. Frost damage (see *Site Information*) was noticed in all treatments. Liberty (1.35 L/ac) and Select (50 mL/ac) were sprayed to control weeds. Weed control was excellent. The 3 lb/ac and 5 lb/ac treatments reached 100% ground cover at the same time within their respective seeding dates. The 1 lb/ac treatments (early and normal) did not achieve 100% ground cover. In the open areas, some weeds germinated and competed with the canola. Plants in the lower seeding rate treatments (1 and 3 lb/ac) had thicker stems and more branches when compared to the 5 lb/ac treatments. Petal testing for sclerotinia was done in all treatments. No infected petals were found in any of the treatments. No lodging was evident in any treatment until a windstorm prior to swathing. The 3 lb/ac treatments (early and normal seeded) lodged but not as severely as the

others. Judging seed colour change in the 1 lb/ac treatments required careful assessment of the primary and secondary branches. Seed colour change on the main raceme was near 60% in the 1lb/ac treatments (early and normal seed dates) when swathing commenced. No shelling occurred. The 3 lb/ac and 5 lb/ac treatments were swathed at 40% and 35% seed colour change, respectively. The 1 lb/ac treatments were more difficult to swath compared to the 3 and 5 lb/ac treatments. Stubble to anchor the swath in the 1 lb/ac treatments was minimal.

Results: (a) Plant stand measurements

CANOPY MANIPULATION Lethbridge, AB (Irrigation)						
System	Emergence Counts Plants/m²	Plant Height (cm)	Lodging Ratio (%)	# Primary Branches	# Secondary Branches	Harvest Counts Plants/m²
Early Seeding Date						
1 lb/ac	17	124	62	8.0	10.6	13
3 lb/ac	60	129	78	6.8	9.6	54
5 lb/ac	86	124	70	5.7	5.3	86
Normal Seeding Date						
1 lb/ac	20	132	70	7.5	10.7	16
3 lb/ac	75	131	79	7.5	7.3	66
5 lb/ac	86	131	74	5.8	0.5	86

Results: (b) Yield and Quality Data

CANOPY MANIPULATION Lethbridge, AB (Irrigation)							
System	Yield (%)	Yield (bu/ac)	Contribution Margin (\$/ac)	Oil (%)	1000 Kernel Weight (g)	Growing Degree Days	Days To Maturity
Early Seeding Date							
1 lb/ac	93	56.7	145.83	46.2	3.8	1240	118
3 lb/ac	98	59.1	149.36	46.1	3.7	1191	112
5 lb/ac	100	60.8	149.58	46.5	3.8	1191	112
Normal Seeding Date							
1 lb/ac	101	59.7	160.04	46.3	3.7	1176	104
3 lb/ac	105	62.1	163.58	46.6	3.7	1153	102
5 lb/ac	100	59.2	142.00	46.7	3.8	1141	101
LSD		2.98		0.59	0.14		
CV%		4.1		1.0	3.2		

Discussions:

There was a significant difference in yield between the 3 lb/ac normal seeded treatment and the 1 lb/ac early seeded treatment. There were no significant differences in oil content.

Contribution margins are a function of yield and seed costs. The normal seeded 3 lb/ac treatment had the highest contribution margin. The normal seeding date produced higher contribution margins at the 1 and 3 lb/ac seeding rates.

There were no significant differences among 1000 kernel weights. As seeding rates increased, the number of primary and secondary branches decreased. Plant heights were shorter in the early treatments. There were no differences in plant height among seeding rate treatments within the seeding date.

The 3 lb/ac treatments had the least lodging. The 1 lb/ac treatments had thick bushy plants. With low plant populations there was not enough inter-plant support during a windstorm. This resulted in an increased amount of lodging. The 5 lb/ac treatments had thin stems. The stems could not support themselves and as a result, the 5 lb/ac treatments lodged worse than the 3 lb/ac treatments.

The 1 lb/ac early seeded treatment was the longest maturing at 118 days. Maturity ranged from 101 to 118 days. Swathing the 1 lb/ac treatments created two problems. The first was judging seed colour. When the main raceme reached 35% seed colour change, the seeds in the pods on the primary and secondary branches were translucent. Swathing at that stage could result in shriveled and green seed. When seeds in the side branches became firm, the main raceme was at 60% seed colour change. Swathing was conducted at this stage. The second concern with the low plant populations was the amount of stubble left to anchor the swath. Although swathed high enough, there was inadequate stubble to anchor the swath. No windstorms occurred which potentially could have rolled the swath. When dealing with low plant populations, these two factors must be kept in mind.

RYCROFT**Observations:**

Due to rain delays the normal seeding date was May 24, while the late seeding date was June 5. Cool soil temperature (6°C) for the normal seeding date resulted in slow emergence (22 days after seeding), while warmer soil conditions (9°C) for the late seeding date resulted in faster emergence (19 days after seeding). The plots were sprayed with Liberty herbicide (1.35 L/ac) on June 26 under warm, sunny, dry and calm conditions. Predominant weeds were stinkweed, wild buckwheat, and field horsetail. Weed control was excellent on stinkweed and wild buckwheat, however, field horsetail was not controlled and suppression was minimal. Secondary branching was substantially higher as the seeding rate was decreased. Higher lodging ratios and disease (sclerotinia) incidence were noticed on the 2 lb/ac seeding rates than on the other two seeding rates for

both dates. Higher green seed percentages were seen on the later seeding dates. As seeding rate increased, green seed percentages decreased.

Results: (a) Plant stand measurements

CANOPY MANIPULATION Rycroft, AB						
System	Emergence Counts Plants/m²	Plant Height (cm)	Lodging Ratio (%)	# Primary Branches	# Secondary Branches	Harvest Counts Plants/m²
Normal Seeding Date						
2 lb/ac	45	128	64	10.1	14.3	41
5 lb/ac	90	125	87	7.0	9.2	87
8 lb/ac	112	128	97	5.0	4.3	107
Late Seeding Date						
2 lb/ac	56	122	72	11.2	12.4	52
5 lb/ac	90	119	90	7.4	7.5	84
8 lb/ac	118	119	98	6.9	2.4	110

Results: (b) Yield and Quality Data

CANOPY MANIPULATION Rycroft, AB								
System	Yield (%)	Yield (bu/ac)	Contribution Margin (\$/ac)	Oil (%)	1000 Kernel Weight (g)	Growing Degree Days	Days To Maturity	Grade
Normal Seeding Date								
2 lb/ac	90	21.0	14.89	39.8	3.5	764	93	1
5 lb/ac	100	23.2	14.65	41.3	3.7	764	93	1
8 lb/ac	108	25.1	5.85	41.8	3.5	760	91	2
Late Seeding Date								
2 lb/ac	136	31.5	(2.12)	47.5	3.8	799	110	Sample
5 lb/ac	151	35.1	(3.58)	49.0	3.6	799	110	Sample
8 lb/ac	160	37.2	27.90	48.5	3.5	799	110	3b
LSD		2.91		1.43	0.44			
CV%		8.2		2.5	6.0			

Note: Brackets in the contribution margin reflect a negative value.

Discussions:

The late seeding dates yielded significantly higher than the normal seeding dates. However, green seed levels were much higher in the later seeded material. Green seed levels were inversely proportional to the seeding rate at the late seeding date. The higher contribution margin for the 8 lb/ac (late) seeding rate was achieved because of better grade than the two other (late)

seeding rates. The better grade was probably due to increased interplant competition that resulted in faster maturity, and therefore less green seed.

The decreased contribution margin for the normal 8 lb/ac seeding rate was due to increased cost of seed and lower grade. Contribution margins reflect cost of seed, yield and grade.

XIV FOLIAR NUTRIENT APPLICATION TRIAL

Observation: To compare the use efficiency of foliar applied nutrients (boron & sulphur) as they relate to yield and quality of B. napus canola.

Background: Canola yields have been reduced in boron deficient soils. As well, sulphur deficiencies have become more numerous with the push to higher yields with other agronomic practices. Companies such as Phosyn have been developing foliar applied nutrient products, which may have a role in enhancing canola yields under deficient conditions.

Methodology: This trial consisted of two or more of the following treatments:

- 1) Check
- 2) Foliar applied sulphur
- 3) Foliar applied boron
- 4) Foliar applied sulphur and boron

Application rates for treatments were based on soil and tissue tests after consultation with Phosyn regarding rate recommendations.

Western Canadian Summary:

Balanced nutrition is important in canola production. As growers target higher yields, micronutrient deficiencies may become more common. Proper soil and tissue testing are important tools in identifying nutrient deficiencies. Foliar application of nutrients should be based on these recommendations.

ST. CLAUDE

Observations: This field was seeded on May 9 (46A76) and stand establishment was good. Symptoms of leaf cupping and severely stunted growth were noticed in patches throughout the field at the 4-5 leaf stage. Tissue testing revealed that these plants were deficient in sulphur and boron. The trial was set up to assess the benefits of foliar applications of boron (Bortrac 150, 0.3 lb B/ac) and sulphur (Sulphur F3000, 1.5 lb S/ac) at early bolting. Subsequent tissue testing of bulk samples from the four plots in each treatment revealed that the sulphur levels had recovered in all treatments, but the boron status had only improved with boron application. While the crop recovered following nutrient applications, the canopy was not particularly dense due to early stunting of the plants. The thinner canopy and soil conditions (well drained, sandy texture) made significant sclerotinia pressure unlikely. No fungicide was applied and no significant levels of the disease were noted at swathing. Two of the four check plots showed visible symptoms of shorter pods and poorer pod set at time of swathing. Heavy rainfall between swathing and combining resulted in some sprouting of the canola seed.

Results:

FOLIAR NUTRIENT APPLICATION TRIAL						
St. Claude, MB						
System	Yield (%)	Yield (bu/ac)	Contribution Margin (\$/ac)	Oil (%)	Grade	Days To Maturity
Foliar boron	115	29.5	11.00	42.5	2	98
Foliar sulphur & boron	112	28.7	5.93	42.5	1	98
Foliar sulphur	108	27.6	0.84	41.9	2	98
Check	100	25.6	3.71	42.5	2	98
LSD		3.68		0.65		
CV%		10.2		1.2		

Discussions:

Only the boron applied alone produced a significantly higher yield than the check, and this also translated into an improved economic return. This resulted from large responses in two of the four replicates. This often occurs due to variability of micronutrient levels within a field. The added cost of the combination of both boron and sulphur was offset by a better grade. The poorer grades resulted from damage due to sprouting. Contribution margins for the foliar nutrient treatments also reflected a custom application cost of \$3.75/ac. Oil content and maturity were unaffected by the treatments.

LETHBRIDGE (IRRIGATION)

Observations:

This trial was seeded on May 6 (InVigor 2663) at 4 lb/ac. Emergence was even for all treatments. The trial was sprayed with Liberty (1.35 L/ac) and Select (50 mL/ac). Weed control was excellent. The trial was conducted on the basis of the soil tests done in the spring (see *Site Description*). At the rosette stage of the crop, tissue analysis assessing macro and micronutrient levels within the plant were completed. Tissue test results indicated a deficiency in boron and recommended an application of 0.3-0.35 lb B/ac. Bortrac 150 was applied at 0.8 L/ac (0.5 lb B/ac) prior to bolting. Both treatments reached 10% bloom at the same time. The foliar boron treatment flowered two days longer and matured one day later than the check.

Results:

FOLIAR NUTRIENT APPLICATION TRIAL Lethbridge, AB (Irrigation)						
System	Yield (%)	Yield (bu/ac)	Contribution Margin (\$/ac)	Oil (%)	Growing Degree Days	Days To Maturity
Foliar boron	103	76.8	223.18	43.7	1202	104
Check	100	74.4	218.08	43.4	1189	103
LSD		3.46		0.67		
CV%		2.8		0.9		

Discussions: There were no significant differences in yield or oil content between the treatments. Contribution margins favored the foliar applied boron.

XV CALCIUM 5S SEED TREATMENT TRIAL

Objective: To compare the efficiency of seed applied calcium as it relates to yield and quality of *B. napus* canola.

Background: Calcium is an essential nutrient in plant cell wall structures. Companies such as Stoller have been developing seed applied nutrient products, which may have a role in enhancing canola yields by stimulating root growth, improving vigor and reducing crop stress.

Methodology: This trial was a subset of the *B. napus* variety trial, using Quantum.
 1) No Calcium 5S
 2) Seed applied Calcium 5S

Western Canadian Summary:

There were no advantages to seed placed Calcium 5S at any of the locations this year. No drought stresses were experienced at any of these sites.

SELKIRK

Observations: This trial was seeded on May 9 (see *B. napus Variety Trial - Selkirk*). No notable differences in crop establishment or development were observed between the treatments during the early part of the growing season. At swathing, in two of the four reps, the plant stand in the Calcium 5S treatments was notably taller and thicker than in the check. There was no significant damage from insects or disease observed throughout the season in either treatment. By far the greatest stress on the varieties was excess moisture.

Results:

CALCIUM 5S SEED TREATMENT TRIAL						
Selkirk, MB						
System	Yield (%)	Yield (bu/ac)	Contribution Margin (\$/ac)	Oil (%)	Growing Degree Days	Days To Maturity
Seed applied Calcium 5S	101	28.3	36.89	44.7	972	91
No Calcium 5S	100	27.9	35.36	45.8	972	91
LSD		1.31		1.14		
CV%		2.8		1.5		

Discussions: The application of Calcium 5S had no significant impact on yield, oil content or economic return. Benefits of calcium have generally been associated with

stress tolerance, but most often the stress has been drought rather than the excessive moisture conditions which occurred at this location.

GRENFELL

Observations: This trial was seeded on May 17 at 6.5 lb/ac. A fertilizer blend of 16-20-0-15 (actual) was seed-placed. Excellent moisture and warm soil temperatures resulted in rapid emergence. Growing conditions were excellent throughout the season. Emergence counts (15 days after emergence) indicated a slight increase for seed applied Calcium 5S (110 plants/m²) compared to no Calcium 5S (106 plants /m²). Weed pressure was moderate to heavy in most areas. Herbicides were applied at the 2-3 leaf stage and resulted in good control of target weeds. Flea beetle damage was light to moderate. Plants outgrew damage quickly because of excellent growing conditions. Days to 100% ground cover were equal. There were no visual differences in plant growth.

Results:

CALCIUM 5S SEED TREATMENT TRIAL Grenfell, SK						
System	Yield (%)	Yield (bu/ac)	Contribution Margin (\$/ac)	Oil (%)	Growing Degree Days	Days To Maturity
No Calcium 5S	100	37.6	42.61	45.8	1077	97
Seed applied Calcium 5S	92	34.7	28.35	45.6	1077	97
LSD		2.70		2.34		
CV%		5.8		3.6		

Discussions: There were no advantages with seed-placed Calcium 5S at this site. This is likely due to excellent growing conditions throughout the season and no evident stresses. Oil content did not vary significantly. Contribution margins reflect differences in yield and seed treatment costs. Treatments graded number one. Days to maturity were equal.

VEGREVILLE

Observations: This trial was seeded on May 9 (see *B. napus Variety Trial - Vegreville*). There were no noticeable differences between the check treatment and the Calcium 5S treatment.

Results:

CALCIUM 5S SEED TREATMENT TRIAL						
Vegreville, AB						
System	Yield (%)	Yield (bu/ac)	Contribution Margin (\$/ac)	Oil (%)	Growing Degree Days	Days To Maturity
No Calcium 5S	100	38.3	73.41	46.3	1000	108
Seed applied Calcium 5S	97	37.0	64.89	46.0	1000	108
LSD		3.18		0.72		
CV%		8.52		1.3		

Discussions: There were no significant differences in yield and oil content between the two treatments. The lower contribution margin associated with Calcium treatment reflects the slightly lower yield and additional cost of seed applied calcium.

XVI SEEDING DATE / OIL QUALITY TRIAL (NEX)

Objective: To compare the effects of various seeding dates on yield and quality of Nex 710.

Background: The linolenic acid level of canola is primarily influenced by the temperature during seed development, especially up to 30 days after flowering. Deng and Scarth (1998) conducted an experiment in Winnipeg, in 1990 and 1991 to evaluate the effect of environment on the fatty acid profile (FAP) of canola. Early and normal seeding date trials were established to examine if different environments during seed development influenced fatty acid accumulation. Different levels of linolenic acid between seeding dates were not detected probably due to similar environmental conditions during seed maturation.

Methodology: The seeding date trial consisted of two treatments.

- A) Early seeding date (as early as possible)
- B) Normal seeding date (Consistent with accepted practices for the area)

A 70-80 ft border of Nex 710 was seeded around the trial to minimize cross-pollination. Conventional herbicides (including Muster) were used to reduce contamination from wild mustard and stinkweed.

Western Canadian Summary:

Frost contributed to longer days to maturity for the early seeded treatments at both locations. There were no significant differences in oil profiles (fatty acid accumulation) at these locations.

NAICAM

Observations: The early seeded treatment was seeded on May 4, while the normal seeded treatment was seeded on May 23. A fertilizer blend of 18-21-11-16 (actual) was seed-placed. Variable growing conditions (see *Site Information - Comments*) hampered early crop development. Emergence occurred approximately on May 21 for the early seeded treatment. The early seeding treatment was affected by a late May frost. Plant counts were reduced by an average of 26%. Emergence occurred on June 5 for the normal seeded treatment. Flea beetle damage was in excess of 25% in both treatments. As a result, Decis 5EC was applied. Weed pressure was variable across all treatments. Conventional herbicides were applied at the 2-3 leaf stage (see *Site Information - Pesticides Applied*). The early seeded treatment was swathed on August 21 and normal seeded treatment on August 30.

Results:

SEEDING DATE / OIL QUALITY TRIAL (NEX) Naicam, SK							
System	Yield (%)	Yield (bu/ac)	Contribution Margin (\$/ac)	Oil (%)	Growing Degree Days	Days To Maturity	Grade
Early Seeding	113	44.1	87.11	49.1	997	108	2
Normal Seeding	100	38.9	49.80	46.6	1029	97	3a
LSD		4.32		2.45			
CV%		6.3		3.1			

Discussions: Early seeding significantly improved yield and oil content. Contribution margins reflect differences in yield and grade.

LETHBRIDGE (IRRIGATION)

Observations: This trial was seeded on April 28 and May 6 at 4 lb/ac. Emergence on the early treatment was slow but even. The emergence of the normal treatment was rapid and even. The treatments were sprayed with Muster Gold II (Assure II @ 200 mL/ac and Muster @ 8 g/ac) and Lontrel (227 mL/ac). The early seeded treatment was ahead in growth development until the frost (see *Site Information*). The early treatment was damaged more than the normal treatment. Few plants were lost. After the frost, the early treatment was at the same developmental stage as the normal treatment. Flowering and maturity were the same for both treatments.

Results:

SEEDING DATE / OIL QUALITY TRIAL (NEX) Lethbridge, AB (Irrigation)						
System	Yield (%)	Yield (bu/ac)	Contribution Margin (\$/ac)	Oil (%)	Growing Degree Days	Days To Maturity
Early Seeding	91	54.8	130.58	47.6	1182	108
Normal Seeding	100	60.3	159.13	47.3	1128	99
LSD		3.20		0.58		
CV%		3.41		0.74		

Discussions: Normal seeding yielded significantly higher than early seeding. There were no significant differences in oil content. Normal seeding had the highest contribution margin. The effects of the frost on the early treatment contributed to the lower yield.

XVII SCLEROTINIA CONTROL TRIAL

Objective: To evaluate sclerotinia control options, including varieties with reduced susceptibility (apetalous) and fungicides, for their effect on yield, quality and economic return on canola.

Background: Sclerotinia stem rot is caused by the fungus *Sclerotinia sclerotiorum* which occurs in all canola-growing areas of Canada. The disease is usually most severe in wetter areas of the growing region. Severity of stem rot varies from year to year, and even from field to field within a region. In some cases half the potential yield of a crop may be lost to sclerotinia. The recent introduction of apetalous canola (Hylite 201) may provide an alternative to fungicide use for reducing potential yield loss from this disease. However, it is unclear which of these tools is most cost effective.

Methodology: The sclerotinia stem rot check list was completed and a petal test was done on the petalised variety. This trial consisted of the following four treatments:

- A) Hylite 201 - no fungicide
- B) Hylite 201 - fungicide applied
- C) Petalised - no fungicide
- D) Petalised - fungicide applied

The petalised variety used in this trial was 44A89. All other agronomic practices remained the same.

SELKIRK

Observation: This trial was seeded on May 5 and initial stand establishment was good. Several nights of frost ranging from -1 to -4°C were recorded after emergence, and some mortality did occur in some replicates. Remaining plant stands were adequate. Additional stress from large amounts of rainfall also hurt the crop. Weeds were a problem in some plots due to poor crop competition, in spite of herbicide applications at the 2-leaf stage. Agronomic practices were similar to the other conventional varieties at the site (see *B. napus Variety Trial*). In spite of relatively low petal infection and a light canopy, the wet conditions were ideal for sclerotinia. Disease symptoms were clearly evident in the untreated 44A89 plots.

Evaluation Method	Average Infection
Petal Test	27%

Results:

SCLEROTINIA STEM ROT CONTROL TRIAL			
Selkirk, MB			
Treatment	Yield (bu/ac)	Oil (%)	Contribution Margin (\$/ac)
Petalled - w/ fungicide	34.1	46.9	63.33
Petalled - w/o fungicide	22.6	46.5	29.75
Hylite 201- w/ fungicide	31.4	45.8	47.53
Hylite 201- w/o fungicide	26.7	45.6	47.29
LSD	5.45	1.34	
CV %	7.2	1.7	

Discussions:

As a result of the stresses on some plots, two of the replicates of the Hylite comparison produced unreliable yield data. The net yield values represent the remaining two replicates of the trial. Fungicide only improved yield significantly for the petalled variety. There was no significant impact on oil content. Economic returns for the Hylite 201 fell below the petalled variety with a fungicide applied, but above the petalled variety without a fungicide. There were no differences in contribution margin between the fungicide and no fungicide treatments on Hylite 201.

XVIII DIAMONDBACK MOTH EVALUATION TRIAL

Objective: To determine the level of diamondback moth information as it relates to establishing a forecasting model.

Background: Previous work completed by Agriculture and Agri-Food Canada, Environment Canada and the Canola Council of Canada has shown there is a need in establishing a migration forecasting model for diamondback moths. The importance of establishing the deposit points and numbers of diamondbacks present are essential in ground truthing this forecasting model. The diamondback moths recorded help establish the migration-forecasting model.

Methodology: Trap counts were completed as follows:

- 1) Recorded moth counts
- 2) Recorded other insects
- 3) Changed lures and trap inserts weekly
- 4) Forwarded moth counts to Agriculture and Agri-Food Canada

Observations: Low numbers of diamondback moths were caught in the traps. No leaf, bud or pod damage was evident in a number of sample locations. Lures and trap inserts were changed every ten days to two weeks. The trap inserts caught other insects. The traps themselves were difficult to keep in place (4 ft above ground).

Results: All information was forwarded to Agriculture and Agri-Food Canada.

Discussion: Diamondback moth counts were low at the 11 Canola Production Centres over the growing season. Diamondback moth numbers in excess of 90/week were not observed in 2000. Results will be added to Agriculture and Agri-Food Canada's existing database to improve the monitoring and prediction program.

XIX ROOT MAGGOT MONITORING TRIAL - *B. napus*

Objective: To compare and rate root maggot damage on varieties entered in the variety trial.

Background: Root maggots have been identified as a major pest of *B. rapa* in the parkland area of Alberta. Work at the University of Alberta and the Alberta Environmental Centre has shown that root maggots can reduce canola yield by up to 50%. Susceptibility to root maggot differs between *B. rapa* and *B. napus* types. However, there may also be different degrees of root maggot resistance within each species.

Methodology: The variety trials (*B. napus*) were used in the root maggot monitoring trial. Thirty representative plants were collected from each plot within two days of swathing. Root maggot ratings were made immediately after collection.

Ratings:

0 - no damage

1 - feeding channels <10% root surface area

2 - feeding channels 11 - 25%

3 - feeding channels 25 - 50%

4 - feeding channels 51 - 75%

5 - feeding channels 76 - 100% or root is completely severed

Western Canadian Summary:

Random sampling of plant roots indicated very low levels of damage at all locations, so no detailed ratings were taken.

XX CABBAGE SEEDPOD WEEVIL TRIAL

Objective: To evaluate the effectiveness of management tools, such as seeding date and variety choice, to minimize cabbage seedpod weevil damage.

Background: *History:* The cabbage seedpod weevil (*Ceutorhynchus obstrictus*) was first introduced into the lower mainland of British Columbia from Europe in the 1930's. From there, the insect spread into the Pacific Northwest region (PNW) of the United States. Up until 1995, with the exception of a few reports of spraying for the weevil in the Creston valley of British Columbia, it was believed that the insect remained isolated in the PNW region. Yield losses in the Pacific Northwest from the weevil have been as high as 35%. In 1996, the larvae of the weevil were found feeding on seeds during an examination of pods at the Lethbridge Canola Production Centre (Canola Council Agronomist: Doug Moisey). Bob Byers and Rick Butts of Agriculture Canada later identified the larvae as *Ceutorhynchus obstrictus*. Since 1996, pod weevil numbers have steadily increased. According to Alberta Agriculture surveys the weevil has spread as far north as Olds, Alberta and as far east as Medicine Hat, Alberta. In 2000, seedpod weevils were identified in southwestern Saskatchewan.

Life Cycle: The cabbage seedpod weevil attacks plants within the *Brassica* family. In the early spring over-wintering adults emerge and begin feeding on stinkweed, flixweed, volunteer canola and wild mustard. The weevils begin to move into the fields once canola reaches the bud stage. Damage is inflicted by both adults and larvae. The adult weevils first feed on the flower by piercing the centre of the bud. The resulting damage can either be an aborted flower or damage to petals on fertile flowers. Feeding continues until females reach sexual maturity.

Adults then begin to search for developing (1-2 cm long) pods and begin egg laying. Each female will lay between 60 - 70 eggs. Eggs are typically laid on one side of the pod, but can be laid on both sides of the septum. The larvae hatch within the pod and begin to feed on developing seeds. Each larva consumes approximately six seeds. They then burrow out of the pod, leaving an exit hole. Infection of the pod from fungal agents can occur depending on environmental conditions.

Larvae migrate to the ground to pupate in the soil. A week to ten days later emergence of the next generation of adults begins. Under normal conditions these new adults feed on late maturing canola and other host plants. If the crop is delayed in maturity, the new adults will begin feeding on the immature seeds within the pods. The adults extract the nutrients from the centre of the seed leaving an outer shell.

Control: Presently the only method is to apply an insecticide at early bud or bloom stage. Seed treatments and varietal resistance are being examined.

Methodology: Three varieties, Hylite 201, Hyola 401, and Option 500 were seeded on April 22 and May 4. The trial was made up of four replicates in a randomized complete block design. Each of the treatments was monitored over the growing season for weevil populations and exit holes. Emergence traps were set up within each treatment to monitor populations of new adults.

LETHBRIDGE (DRYLAND)

Observations: This site was not combined due to dry conditions. Exit hole data at the time of this writing was not available. It was observed that the survivability of the larvae inside the pod was low this past year. Dr. Lloyd Dosdall has hypothesized that the environment within the pods was not conducive for larval survival. Emergence trap data this year showed emergence numbers of young adults to be similar to the fall of 1998. The drought did have an effect on the weevil.

XXI TIME OF SWATHING TRIAL (AVENTIS)

Objective: To compare the effects of various swathing dates on yield and quality of hybrid vs. open pollinated varieties.

Background: Traditionally, the recommended stage of swathing is at 30-40% seed colour change (SCC) on the main stem to maximize yield and quality and minimize green seed and shattering. The introduction of hybrids, with associated lower seeding rates and lower plant densities, can result in extra secondary branching. The secondary branching causes a wider range of seed development and maturation as compared to traditional seeding rates. Therefore, the normal time of swathing (30-40% SCC) may need to be delayed to a later stage to allow for optimum development and pod fill on the secondary side branches.

Methodology: The time of swathing trial consisted of the following treatments, in a split block design with varieties as the main block and swathing timings were the subplots.

- A) 30-40% SCC ~ InVigor 2573
- B) 40-50% SCC ~ InVigor 2573
- C) 50-60% SCC ~ InVigor 2573
- D) 60-70% SCC ~ InVigor 2573
- E) Straight Combine ~ InVigor 2573
- F) 30-40% SCC ~ Exceed
- G) 40-50% SCC ~ Exceed
- H) 50-60% SCC ~ Exceed
- I) 60-70% SCC ~ Exceed
- J) Straight Combine ~ Exceed

InVigor 2573 was seeded at approximately 5.0 lb/ac. Exceed was seeded at approximately 6.5 lb/ac. Seed colour change was determined on the main stem.

Western Canadian Summary:

There were no clear trends in yield with delayed swathing. Responses in yield, oil, branching and quality varied from location to location. Further research needs to be done in this area.

RUSSELL

Observations: This trial was seeded on May 21 and stand establishment was excellent. Rain throughout the season was frequent but seldom excessive. Weeds in this trial were consistent with those found in the systems comparison trial at this site, with the exception of a few more Canada thistles. Liberty (1.35 L/ac) and Select (0.025 L/ac) were applied at the 3-4 leaf stage and provided good control. Regrowth of Canada thistle was noted at swathing. There were no significant differences in branch counts between the two varieties.

Swathing took place from August 21-28, and the trial was combined on September 26.

Results:

TIME OF SWATHING TRIAL (AVENTIS) Russell, MB							
System	Yield (%)	Yield (bu/ac)	Contribution Margin (\$/ac)	Oil (%)	Growing Degree Days	1000 Kernel Weight (g)	Days To Swathing
Open Pollinated Variety - Exceed							
30-40% SCC	100	34.6	54.33	49.8	1004	3.0	93
40-50% SCC	105	36.2	62.29	51.2	1017	3.1	94
50-60% SCC	110	38.1	71.74	50.8	1033	3.1	95
60-70% SCC	111	38.4	73.24	50.3	1063	3.1	97
Hybrid Variety - InVigor 2573							
30-40% SCC	100	39.6	70.24	48.6	1004	3.2	93
40-50% SCC	101	39.8	71.23	49.2	1017	3.2	94
50-60% SCC	104	41.1	77.70	49.4	1033	3.2	95
60-70% SCC	105	41.6	80.19	48.5	1063	3.2	97
LSD		4.11		1.17		0.11	
CV%		4.9		2.0		3.3	

Discussion: Delaying swathing beyond the normal recommendation had no significant impact on yield. The InVigor 2573 tended to outyield the Exceed. All treatments were graded number one. Economic returns reflected numerical differences in yield and seed costs. Exceed tended to produce higher oil contents. None of the treatments differed in 1000 kernel weights.

GRENFELL

Observations: All treatments were seeded on May 16. The open pollinated variety (Exceed) was seeded at 6.5 lb/ac and the hybrid variety (InVigor 2573) at 5.0 lb/ac. A fertilizer blend of 16-20-0-15 (actual) was seed-placed for all treatments. Excellent moisture and warm soil temperatures resulted in rapid emergence. Growing conditions (see *Site Information - Comments*) were excellent throughout the season. Weed pressure was moderate. Liberty (1.35 L/ac or 10 ac/jug) was applied at the 3-4 leaf stage. Branch counts off the main stem were recorded at 20% seed colour change for all treatments. InVigor 2573 averaged six branches per plant and Exceed averaged three branches per plant. Hot dry weather during maturation caused rapid seed colour change. A hailstorm one-week prior to combining caused considerable damage (51% - Exceed, 33% - InVigor 2573) to the straight combined treatments. Swathed treatments incurred 3% hail damage.

Results:

TIME OF SWATHING TRIAL (AVENTIS) Grenfell, SK							
System	Yield (%)	Yield (bu/ac)	Contribution Margin (\$/ac)	Oil (%)	Growing Degree Days	1000 Kernel Weight (g)	Days To Swathing
<i>Open Pollinated Variety - Exceed</i>							
30-40% SCC	100	33.9	54.94	47.7	1072	3.0	97
40-50% SCC	96	32.6	48.76	48.2	1099	2.8	99
50-60% SCC	96	32.5	48.29	48.0	1116	2.9	100
60-70% SCC	92	31.3	42.59	48.2	1147	3.0	102
St.Combined	64	21.7	0.00	47.6	1271	2.9	118
<i>Hybrid Variety - InVigor 2573</i>							
30-40% SCC	100	37.2	62.39	47.1	1099	3.0	99
40-50% SCC	103	38.3	67.61	46.5	1116	3.1	100
50-60% SCC	107	39.7	74.26	46.8	1147	3.1	102
60-70% SCC	108	40.0	75.69	46.5	1169	3.2	104
St.Combined	82	30.4	32.18	46.1	1271	3.2	116
LSD		2.10		0.53		0.14	
CV%		4.1		0.9		4.2	

Discussion: InVigor 2573 significantly out yielded Exceed. In comparing time of swathing, Exceed treatments at 60-70% SCC and straight combining resulted in significantly lower yields. However, swathing InVigor 2573 treatments at 50-60% and 60-70% SCC provided significantly higher yields. The InVigor 2573 straight combined treatment resulted in a significantly lower yield. The risks associated with straight combining *B. napus* varieties are clearly evident by the reduced yields. All treatments graded number one. Contribution margins reflect differences in yield and seed costs. Oil content and 1000 kernel weights also varied between treatments and varieties.

VEGREVILLE

Observations: This trial was seeded on May 13. Plant stands were good for both varieties. A late flush of wild buckwheat infested the Exceed portion of the trial and dockage was as high as 23% for some treatments. Exceed treatments also had extensive hail damage. Hail damage was estimated as high as 40%. Due to location in the field, the InVigor 2573 treatments had minimal hail damage. Primary branching for both varieties was similar (5 per plant). InVigor 2573 produced less secondary branching (1 per plant) than Exceed (5 per plant).

Results:

TIME OF SWATHING TRIAL (AVENTIS) Vegreville, AB									
System	Yield (%)	Yield (bu/ac)	Contribution Margin (\$/ac)	Oil (%)	Growing Degree Days	1000 Kernel Weight (g)	Days To Swathing	Grade	Green (%)
Open Pollinated Variety - Exceed									
30-40% SCC	100	21.3	(16.46)	45.0	1000	3.5	108	3a	7.9
40-50% SCC	107	22.8	(10.19)	44.3	1014	3.6	110	3a	7.2
50-60% SCC	108	23.0	(9.35)	45.5	1029	3.6	112	3a	7.3
60-70% SCC	92	19.5	(23.98)	45.8	1059	3.7	117	3a	9.4
Straight Cut	100	21.3	(7.98)	47.0	1176	3.8	140	2	4
LSD		1.73		1.00		0.37			
CV%		6.4		1.7		5.7			
Hybrid Variety - InVigor 2573									
30-40% SCC	100	39.8	74.15	45.8	1014	3.6	110	1	1.5
40-50% SCC	103	41.0	79.85	46.5	1029	3.7	112	1	1.5
50-60% SCC	100	39.8	74.15	46.8	1059	3.5	117	1	1.3
60-70% SCC	100	39.8	74.15	47.5	1069	3.6	119	1	1
Straight Cut	99	39.5	74.82	46.8	1176	3.9	140	1	1
LSD		1.57		0.47		0.37			
CV%		3.1		0.8		5.7			

Note: Brackets in the contribution margin reflect a negative value.

Discussion:

Within the Exceed portion of this trial, the 60-70% treatment was significantly lower yielding than the other treatments. Delayed swathing leaves the crop vulnerable to shattering which can translate into yield loss. Low yield and grades associated with this portion of the trial were due to extensive hail damage. The straight cut treatment had significantly higher oil content.

Within the InVigor 2573 portion of this trial, there were no significant differences in yield. The 60-70% treatment had significantly higher oil content than the other treatments. The 30-40% treatment had significantly lower oil content than the other treatments.

RYCROFT

Observations:

Trials were seeded on May 25 into cool (7°C) moist soil. Emergence was slow and uneven. Cleavers were the predominant weed, with some stinkweed and wild buckwheat present. Liberty was applied (1.35 L/ac) on June 26 under warm and sunny conditions and excellent control of cleavers was noticed. Swathing at 30-40% seed colour change was done on August 24. Rainfall from August 30 to September 5 (accumulations of 170 mm) delayed further swathing until September 12. Cool wet conditions delayed further seed colour change and therefore delayed swathing. The remainder

of the plots were standing when a severe frost (-10°C) hit the area on September 19.

Results:

TIME OF SWATHING TRIAL (AVENTIS) Rycroft, AB									
System	Yield (%)	Yield (bu/ac)	Contribution Margin (\$/ac)	Oil (%)	Growing Degree Days	1000 Kernel Weight (g)	Days To Swathing	Grade	Green (%)
Open Pollinated Variety - Exceed									
30-40% SCC	100	29.3	30.79	48.2	764	4.1	93	3a	9.5
40-50% SCC	124	36.3	3.65	51.1	784	4.0	107	Sample	21.0
50-60% SCC	118	34.5	(1.19)	50.2	804	4.0	110	Sample	20.5
60-70% SCC	133	38.8	10.11	51.6	818	4.0	114	Sample	20.8
Straight Cut	128	37.4	8.52	51.9	926	3.7	132	3b	20.0
Hybrid Variety - InVigor 2573									
30-40% SCC	100	33.4	44.96	45.8	764	4.2	93	2	6.0
40-50% SCC	124	41.4	68.14	48.4	784	4.3	107	3a	8.8
50-60% SCC	124	41.5	45.47	48.4	804	4.3	110	3b	10.3
60-70% SCC	127	42.6	73.30	48.5	818	4.2	114	3a	6.8
Straight Cut	117	39.0	60.5	48.8	926	4.3	132	3a	8.0
LSD		3.50		0.78		0.20			4.7
CV%		5.1		1.5		3.8			32.6

Note: Brackets in the contribution margin reflect a negative value.

Discussion:

Yield and oil content were significantly lower in the plots that were swathed at 30-40% SCC for both varieties. Swathing Exceed at the 30-40% SCC resulted in the lowest green seed and therefore best grade. Any swathing that was done after the 30-40% SCC resulted in no significant change in green seed content since this swathing was done after the major frost. The frost destroyed enzymes needed for chlorophyll clearing.

2000 Canola Production Centre Net Yield and Contribution Margin Data

Legend:
 (-) Indicates that treatment was not conducted
 NYD - Net Yield Data
 CMD - Contribution Margin Data

CPC Location	Seikirk, MB		Russell, MB		St. Claude, MB		Grenfell, SK		Malcam, SK		N. Battleford, SK		Vegreville, AB		Beiseker, AB		Lethbridge (Tr), AB		Rycroft, AB		
	NYD	CMD	NYD	CMD	NYD	CMD	NYD	CMD	NYD	CMD	NYD	CMD	NYD	CMD	NYD	CMD	NYD	CMD	NYD	CMD	
B. MAPUS VARIETY TRIAL																					
Variety (bu/ac)																					
AC Excel (Check)	26.6	35.58	33.1	18.77	-	-	29.8	12.69	30.9	29.65	N/A	N/A	32.5	54.0	10.3	-72.12	51.7	99.17	34.6	45.0	
Canterra 1492	27.3	15.48	-	-	-	-	-	-	-	-	N/A	N/A	-	-	12.1	-83.20	-	-	-	-	
Foremost	-	-	-	-	-	-	33.4	20.69	33.7	24.75	N/A	N/A	-	-	-	-	-	-	-	-	
Hi-Q	25.7	22.82	34.7	20.64	-	-	-	-	-	-	N/A	N/A	31.3	31.1	13.6	-63.96	54.1	90.67	-	-	
HyCore 601	27.9	24.65	39.2	31.32	-	-	33.8	14.69	30.4	-7.06	N/A	N/A	33.3	30.1	-	-	59.5	105.44	37.4	33.0	
Hyola 428	-	-	-	-	-	-	36.7	33.06	29.1	-1.28	N/A	N/A	-	-	-	-	-	-	-	-	
IMC 105	-	-	-	-	-	-	31.4	31.02	30.2	28.17	N/A	N/A	29.4	50.3	13.6	-55.34	59.5	151.36	37.1	69.5	
IMC 204	-	-	-	-	-	-	29.7	21.91	-	-	N/A	N/A	30.5	55.9	10.8	-69.60	-	-	33.8	74.1	
IMC 205	-	-	-	-	-	-	-	-	-	-	N/A	N/A	32.0	63.5	-	-	-	-	-	-	
LG 3311	-	-	-	-	-	-	32.1	14.11	31.6	24.46	N/A	N/A	-	-	-	-	-	-	-	-	
LG 3366	-	-	-	-	-	-	33.4	20.28	35.1	39.61	N/A	N/A	-	-	-	-	-	-	-	-	
Magellan	-	-	-	-	-	-	34.7	26.86	33.0	30.52	N/A	N/A	31.8	51.1	11.1	-75.34	52.7	84.25	33.7	33.4	
Millennium 03	25.9	47.71	33.1	41.45	-	-	30.4	34.72	31.3	51.55	N/A	N/A	29.5	67.5	14.0	-	-	-	-	-	
Nex 500	28.3	36.21	38.8	41.79	-	-	33.8	23.92	34.3	28.85	N/A	N/A	32.3	46.1	11.9	-72.99	53.3	92.95	33.6	34.5	
Nex 705	25.7	30.31	40.7	63.35	-	-	39.8	64.92	29.6	-9.63	N/A	N/A	23.5	12.1	9.3	-82.32	58.4	133.49	25.8	-13.3	
Nex 710	22.6	13.49	42.0	70.40	-	-	32.5	26.96	33.7	35.84	N/A	N/A	33.5	70.4	10.4	-76.92	59.7	156.01	35.0	50.1	
Q2	26.8	28.68	38.2	38.36	-	-	-	-	-	-	N/A	N/A	-	-	-	-	-	-	-	-	
Quantum (Check)	27.9	35.36	35.3	23.46	-	-	37.6	42.61	26.9	-3.74	N/A	N/A	38.3	73.4	14.5	-58.63	51.8	95.43	34.9	69.4	
SW5001	28.1	23.67	34.8	12.04	-	-	33.1	13.98	33.8	19.91	N/A	N/A	27.5	12.5	9.2	-92.71	53.1	78.93	-	-	

CPC Location		Selkirk, MB	Russell, MB	St. Claude, MB	Grenfell, SK	Naicam, SK	N. Battleford, SK	Vegreville, AB	Beiseker, AB	Lethbridge (Int), AB	Rycroft, AB	
NYD	CMD	NYD	CMD	NYD	CMD	NYD	CMD	NYD	CMD	NYD	CMD	
TIME OF SWATHING TRIAL												
Treatment (bu/ac)												
Exceed - 30 to 40% SCC	-	34.6	54.33	-	33.9	54.94	-	21.3	-16.46	-	28.3	20.79
Exceed - 40 to 50% SCC	-	36.2	62.29	-	32.6	48.76	-	22.8	-10.19	-	35.3	-7.65
Exceed - 50 to 60% SCC	-	38.1	71.74	-	32.5	48.29	-	23.0	-9.35	-	33.5	-11.19
Exceed - 60 to 70% SCC	-	38.4	73.24	-	31.3	42.59	-	19.5	-23.98	-	37.8	0.11
Exceed (Straight Cut)	-	-	-	-	21.7	0.00	-	21.3	-7.98	-	36.4	-2.52
InVigor 2573 - 30 to 40%	-	39.6	70.24	-	37.2	62.39	-	39.8	74.15	-	32.4	44.96
InVigor 2573 - 40 to 50%	-	39.8	71.23	-	38.3	67.61	-	41.0	79.85	-	40.4	68.14
InVigor 2573 - 50 to 60%	-	41.1	77.70	-	39.7	74.26	-	39.8	74.15	-	40.5	45.47
InVigor 2573 - 60 to 70%	-	41.6	80.19	-	40.0	75.69	-	39.8	74.15	-	41.6	73.3
InVigor 2573 (Straight Cut)	-	-	-	-	30.4	32.18	-	39.5	74.82	-	38.0	60.5
SCLEROTINIA CONTROL TRIAL												
Treatment (bu/ac)												
Hylite 201 - No Fungicide	26.7	47.29	-	-	-	-	-	-	-	10.1	-82.78	-
Hylite 201 - Fungicide	31.4	47.53	-	-	-	-	-	-	-	9.1	-87.25	-
44A89 - No Fungicide	22.6	29.75	-	-	-	-	-	-	-	13.0	-67.68	-
44A89 - Fungicide	34.1	63.33	-	-	-	-	-	-	-	12.0	-72.15	-
SEED PRIMING TRIAL												
Treatment (bu/ac)												
Unprimed (AC Excel)	-	35.5	31.19	-	31.8	22.19	-	-	-	11.7	-62.50	-
Primed (AC Excel)	-	35.8	N/A	-	34.3	N/A	-	-	-	11.9	N/A	-
TIME OF WEED REMOVAL TRIAL (Using Odyssey and 46A76)												
Treatment (bu/ac)												
1-2 leaf	33.4	46.18	-	-	-	40.4	59.66	-	40.0	76.05	-	-
3-5 leaf	-	-	-	-	-	38.1	46.73	-	40.8	79.85	-	-
6-7 leaf	17.8	-31.43	-	-	-	37.0	41.51	-	29.8	27.6	-	-
TIME OF SEEDING TRIAL												
Treatment (bu/ac)												
Early Seeded	-	-	-	-	-	44.1	87.11	-	-	-	54.8	130.58
Normal Seeded	-	-	-	-	-	38.9	49.80	-	-	-	60.3	159.13

CPC Location	Seikirk, MB		Russell, MB		St. Claude, MB		Grenfell, SK		Nalcam, SK		N. Battleford, SK		Vegreville, AB		Beiseker, AB		Lethbridge (Irr), AB		Rycroft, AB	
	NYD	CMD	NYD	CMD	NYD	CMD	NYD	CMD	NYD	CMD	NYD	CMD	NYD	CMD	NYD	CMD	NYD	CMD	NYD	CMD
SEED TREATMENT TRIAL																				
Treatment (bul/ac)																				
Gaoucho Platinum	32.6	29.3	-	-	-	-	-	-	35.5	59.05	-	-	-	-	-	-	58.7	136.23	-	-
Premiere Z	28.1	N/A	38.4	N/A	-	36.4	N/A	33.6	N/A	-	-	-	-	-	16.4	N/A	54.7	N/A	-	-
Helix	27.5	3.2	-	-	-	36.5	47.20	36.6	63.62	25.8	-0.57	-	-	-	-	-	57.6	129.9	-	-
Foundation	26.2	14.26	39.5	69.74	-	36.9	58.51	31.6	49.27	22.3	-7.79	-	-	15.7	-37.89	59.6	145.41	-	-	-
Foundation Lite	25.8	13.05	36.6	56.10	-	34.6	48.37	28.8	36.76	22.8	-4.6	-	-	16.3	-34.26	56.1	129.97	-	-	-
Counter + Foundation Lite + Assail (Low Rate)	24.1	N/A	-	-	-	-	-	38.5	N/A	24.5	N/A	-	-	-	-	-	58.5	N/A	-	-
Counter + Gaucho CS	31.0	25.9	-	-	-	-	-	36.9	62.15	-	-	-	-	-	-	-	60.5	140.37	-	-
Foundation Lite + Assail (Low Rate)	25.3	N/A	38.5	N/A	-	-	-	33.5	N/A	21.8	N/A	-	-	-	15.6	N/A	58.5	N/A	-	-
Foundation Lite + Assail (High Rate)	29.1	N/A	37.6	N/A	-	-	-	36.5	N/A	23.3	N/A	-	-	-	15.2	N/A	57.8	N/A	-	-
Foundation Lite + Decis	-	-	-	-	-	36.3	51.37	32.2	47.84	-	-	-	-	-	16.2	-34.26	60.3	146.74	-	-
SYSTEMS COMPARISON TRIAL																				
Variety (bul/ac)																				
2631 LL	-	-	-	-	-	-	-	23.6	17.61	N/A	N/A	N/A	30.8	40.68	-	-	N/A	-	37.4	75.59
46A73 (Clearfield)	-	35.7	29.36	-	-	-	-	30.2	4.10	N/A	N/A	35.3	47.0	-	-	-	N/A	-	24.3	-27.2
46A73 (Freedom)	-	-	-	-	-	-	-	19.7	-15.82	N/A	N/A	25.3	5.87	-	-	-	N/A	-	25.3	-29.71
46A76	-	39.6	42.64	-	-	-	-	37.1	41.98	N/A	N/A	37.3	63.23	-	-	-	N/A	-	34.2	30.01
AC Excel (Check)	-	35.5	30.71	-	-	31.8	22.19	26.2	0.00	N/A	N/A	31.3	57.08	11.7	-62.50	58.3	130.45	34.6	44.99	-
Armor Bx	-	38.6	72.82	-	-	26.1	15.33	27.1	31.81	N/A	N/A	27.0	27.46	11.8	-45.34	62.0	166.19	-	-	-
Canterra 1867	-	-	-	-	-	-	-	-	-	N/A	N/A	-	-	13.2	-43.20	N/A	-	-	-	-
Cartier Bx	-	38.1	68.85	-	-	31.2	37.86	28.2	35.34	N/A	N/A	29.5	29.8	12.0	-48.94	60.8	159.46	-	-	-
Conquest	-	38.1	69.51	-	-	36.8	62.49	35.5	64.38	N/A	N/A	30.3	23.16	-	-	-	N/A	-	34.5	32.68
HyLite 225 RR	-	-	-	-	-	30.4	28.36	30.1	38.67	N/A	N/A	-	-	-	-	-	N/A	-	-	-
Hyola 454	-	37.4	57.31	-	-	-	-	-	-	N/A	N/A	30.8	19.85	16.1	-38.51	65.3	170.28	33.6	15.28	-
IMC 106 RR	-	-	-	-	-	31.2	58.05	26.9	46.73	N/A	N/A	-	-	-	-	-	N/A	-	-	-
InVigor 2573	-	41.3	78.70	-	-	40.6	78.54	34.6	61.77	N/A	N/A	41.1	80.33	17.6	-25.64	66.7	178.32	43.9	91.91	-
InVigor 2663	-	41.2	78.20	-	-	38.1	66.66	32.3	50.84	N/A	N/A	38.3	67.03	18.4	-21.85	68.4	186.38	43.2	46.17	-
LG Dawn RR	-	-	-	-	-	31.4	35.89	27.7	30.05	N/A	N/A	-	-	-	-	-	N/A	-	-	-
LG3235	-	38.0	66.33	-	-	33.4	43.29	31.7	47.89	N/A	N/A	35.8	58.03	14.4	-38.04	61.6	160.48	38.4	44.24	-
LG3345	-	40.5	78.74	-	-	29.3	23.47	29.1	34.25	N/A	N/A	31.0	26.54	14.0	-40.20	65.2	177.33	38.1	42.4	-
LG3455	-	37.8	64.15	-	-	34.7	48.11	37.7	74.09	N/A	N/A	37.5	64.84	13.2	-44.77	66.2	181.44	39.5	46.7	-
LG3525	-	39.0	70.12	-	-	32.7	38.61	33.4	53.67	N/A	N/A	31.5	36.35	13.9	-41.45	67.7	188.55	38.6	43.73	-
Quantum (Check)	-	36.9	31.42	-	-	37.6	42.61	27.0	-3.29	N/A	N/A	36.3	74.25	13.9	-57.56	59.9	133.81	32.6	49.47	-
SW Arrow	-	-	-	-	-	-	-	-	-	N/A	N/A	-	-	-	-	-	N/A	-	37.4	52.5
SW RiderR	-	37.4	59.84	-	-	35.6	55.99	29.5	38.75	N/A	N/A	34.0	36.6	15.0	-38.28	64.8	173.18	-	-	-
Zodiak Bx	-	36.6	62.04	-	-	29.3	29.58	-	-	N/A	N/A	-	-	-	-	-	N/A	-	-	-

CPC Location		Solkirk, MB		Russell, MB		St. Claude, MB		Grenfell, SK		Naicam, SK		N. Battelroff, SK		Vegreville, AB		Balseker, AB		Lethbridge (Int), AB		Rycroft, AB		
		NYD	CMD	NYD	CMD	NYD	CMD	NYD	CMD	NYD	CMD	NYD	CMD	NYD	CMD	NYD	CMD	NYD	CMD	NYD	CMD	
SYSTEMS COMPARISON TRIAL (RELATIVE NET YIELDS AND CONTRIBUTION MARGINS)																						
Variety																						
2631 LL		-	-	-	-	-	-	-	-	90	18	N/A	N/A	98	-16	-	-	-	-	108	31	
46A73 (Clearfield)		-	-	-	-	-	-	-	-	115	4	N/A	N/A	113	-10	-	-	-	-	70	-72	
46A73 (Freedom)		-	-	-	-	-	-	-	-	75	-16	N/A	N/A	81	-51	-	-	-	-	73	-75	
46A76		-	-	-	-	-	-	-	-	142	42	N/A	N/A	119	6	-	-	-	-	99	-15	
AC Excel (Check)		-	-	-	-	-	-	-	-	100	0	N/A	N/A	100	0	100	0	100	0.00	100	0	
Armor Bx		-	-	-	-	-	-	-	-	82	-7	103	32	N/A	N/A	86	-30	101	17	106	35	
Canterra 1867		-	-	-	-	-	-	-	-	-	-	-	-	-	-	-	-	-	-	-	-	
Cartier Bx		-	-	-	-	-	-	-	-	98	16	108	35	N/A	N/A	94	-27	103	14	104	29	
Conquest		-	-	-	-	-	-	-	-	116	40	135	84	N/A	N/A	97	-34	-	-	-	-	
Hyllite 225 RR		-	-	-	-	-	-	-	-	96	6	115	39	N/A	N/A	-	-	-	-	-	-	
Hyla 454		-	-	-	-	-	-	-	-	-	-	-	-	-	-	-	-	-	-	-	-	
IMC 106 RR		-	-	-	-	-	-	-	-	96	36	103	47	N/A	N/A	-	-	-	-	40	97	
InVigor 2573		-	-	-	-	-	-	-	-	128	56	132	62	N/A	N/A	131	23	150	37	114	48	
InVigor 2663		-	-	-	-	-	-	-	-	120	44	123	51	N/A	N/A	122	10	157	41	117	56	
LG Dawn RR		-	-	-	-	-	-	-	-	99	14	106	30	N/A	N/A	-	-	-	-	-	-	
LG3235		-	-	-	-	-	-	-	-	105	21	121	48	N/A	N/A	114	1	123	24	106	30	
LG3345		-	-	-	-	-	-	-	-	92	1	111	34	N/A	N/A	99	-31	120	22	112	47	
LG3455		-	-	-	-	-	-	-	-	109	26	144	74	N/A	N/A	120	8	113	18	114	2	
LG3525		-	-	-	-	-	-	-	-	103	16	127	54	N/A	N/A	101	-21	119	21	116	58	
Quantum (Check)		-	-	-	-	-	-	-	-	118	20	103	-3	N/A	N/A	116	17	119	5	103	3	
SW Arrow		-	-	-	-	-	-	-	-	-	-	-	-	-	-	-	-	-	-	-	-	
SW RiderR		-	-	-	-	-	-	-	-	112	34	113	39	N/A	N/A	109	-20	128	24	111	43	
Zodiak Bx		-	-	-	-	-	-	-	-	92	7	-	-	N/A	N/A	-	-	-	-	-	-	
CANOPY MANIPULATION TRIAL																						
Treatment (bu/ac)																						
Early 1lb/ac	23.2	41.30	-	-	-	-	-	-	-	-	-	-	-	-	-	-	-	-	56.7	145.83	-	-
Early 3lb/ac	24.4	38.34	-	-	-	-	-	-	-	-	-	-	-	-	-	-	-	-	59.1	149.36	-	-
Early 6lb/ac	26.5	46.04	-	-	-	-	-	-	-	-	-	-	-	-	-	-	-	-	60.8	149.58	-	-
Normal 1lb/ac	13.9	-4.97	-	-	-	-	-	-	-	-	-	-	-	-	-	-	-	-	59.7	160.04	-	-
Normal 3lb/ac	19.8	15.45	-	-	-	-	-	-	-	-	-	-	-	-	-	-	-	-	62.1	163.58	-	-
Normal 6lb/ac	23.4	20.67	-	-	-	-	-	-	-	-	-	-	-	-	-	-	-	-	59.2	142.00	-	-
*Late 2	-	-	-	-	-	-	-	-	-	-	-	-	-	-	-	-	-	-	-	-	30.5	-2.12
*Late 5	-	-	-	-	-	-	-	-	-	-	-	-	-	-	-	-	-	-	-	-	34.1	-3.58
*Late 8	-	-	-	-	-	-	-	-	-	-	-	-	-	-	-	-	-	-	-	-	36.2	27.9
**Normal 2	-	-	-	-	-	-	-	-	-	-	-	-	-	-	-	-	-	-	-	-	20.0	14.9
**Normal 5	-	-	-	-	-	-	-	-	-	-	-	-	-	-	-	-	-	-	-	-	22.2	14.62
**Normal 8	-	-	-	-	-	-	-	-	-	-	-	-	-	-	-	-	-	-	-	-	24.1	5.85

XXIII SUMMARY

The Canola Production Centre program was a continuing success in spite of many environmental challenges. These included spring and fall frost, hail, flooding, drought and insect damage. In 2000, the program looked not only at new agronomic issues and management techniques brought forward to us by producers and industry, but ongoing trials. Examples of new trials include; time of swathing, seed priming, foliar applied micronutrients, date of seeding/oil quality and canopy manipulation trials. Examples of ongoing trials include; variety evaluation, root maggot control and monitoring, cabbage seedpod weevil and systems comparison trials. These trials were carried out in a non-biased, in depth, quality driven fashion that the Canola Council of Canada continuously strives for. The information outlined in this report should be used as a part of a complete information gathering process to assist producers in making decisions on their farms.

XXIV FIELD STAFF INFORMATION

Jim Bessel Eastern Prairie Region Manager	94 Duncan Crescent Saskatoon, SK S7H 4K4 Email: besselj@canola-council.org	Tel: (306) 373-6771 Fax: (306) 373-6771
David Blais Agronomist Battle River Region	P.O. Box 37 Delmas, SK S0M 0P0 Email: blaisd@canola-council.org	Tel: (306) 895-2122 Fax: (306) 895-2122
Cory Feschuk Agronomist Peace Region	4804 - 46 th Avenue Spirit River, AB T0H 3G0 Email: feschukc@canola-council.org	Tel: (780) 864-3989 Fax: (780) 864-3989
Derwyn Hammond Agronomist Manitoba Region	1 Wexford Bay Brandon, MB R7B 3K4 Email: hammondd@canola-council.org	Tel: (204) 729-9011 Fax: (204) 729-9011
Barry Hurd Senior Technician Eastern Prairie Region	P.O. Box 3012 Melfort, SK S0E 1A0 Email: hurdb@canola-council.org	Tel: (306) 752-9256 Fax: (306) 752-9256
John Mayko Western Prairie Region Manager	P.O. Box 325 Mundare, AB T0B 3H0 Email: maykoj@canola-council.org	Tel: (780) 764-2593 Fax: (780) 764-2593
Doug Moisey Agronomist Chinook Region	P.O. Box 2067 Fort Macleod, AB T0L 0Z0 Email: moiseyd@canola-council.org	Tel: (403) 553-2829 Fax: (403) 553-2829
Warren Robak Technician Manitoba Region	P.O. Box 242 Gilbert Plains, MB R0L 0X0 Email: robakw@canola-council.org	Tel: (204) 548-2436 Fax: (204) 548-2436
David Vanthuyne Agronomist Eastern Sask. Region	30 McBurney Drive Yorkton, SK S3N 3H7 Email: vanthuyd@canola-council.org	Tel: (306) 782-7799 Fax: (306) 782-7799

I ACKNOWLEDGEMENTS

APPENDIX - Minnesota Canola Production Centre Results

The Minnesota Canola Production Centre is a public-private international partnership between the Minnesota Canola Council, the University of Minnesota and the Canola Council of Canada.

II SITE DESCRIPTION

The Program was supported locally by the following organizations that have donated products and/or services to the Canola Production Centre:

MINNESOTA - Dave LeGare, Agronomist

Location: Thief River Falls - 95 acres

- Land:** Ken and Connie Mehrkens (co-operators)
Gold Level Sponsors (\$400 or more)
Northern State Bank
Silver Level Sponsors (\$200 - \$399)
Anderson Power & Equipment
Bronze Level Sponsors (Less than \$200)
Cenex Farmers Union
Evergreen Implement
Farmer's Co-op Grain and Seed Association
First National Bank
Northern Motors
West Side Motors
Thune Insurance
- Seed and Seed Treatment:** Croplan Genetics - CL2078
Gustafson - Gaucho and Benlate
Interstate Seed - Hyola 357 (three bags), Hylite 201, Hyola 401, Quantum
Pioneer Hi-Bred - 44A89 (two bags), 45A51 (three bags)
- Fertilizer:** Agriliance (78 acres)
Northwest Grain (17 acres)
- Herbicides and Fungicides:** Agriliance - Class Trust (60 acres), Class COC 17% (7.5 gal), Ammonium Sulfate (102 lb)
Aventis CropScience USA - Liberty (38 acres)
BASF - Ronilan (89 acres), Poast (35 acres), Raptor (16 acres)
Dow AgroSciences - Stinger (64 acres)
DuPont Agricultural Products - Assure II (51 acres)
Monsanto - Roundup Ultra (80 acres)
- Equipment and Labor:** Ken and Connie Mehrkens - John Deere pick-up header, equipment storage, grain truck, shop use
Evergreen Implement - John Deere 24 ft straight cut header
Nelson Equipment - John Deere 8820 combine
Northwest Grain - five soil tests, fertilizer spreading, preplant herbicide application
Pioneer Hi-Bred - weigh wagon

Photocopying & Faxing: Pennington County Extension Office

Tours: Dale Nelson
KKAQ Radio of Thief River Falls
Land O' Lakes
Northern State Bank
Pennington County Extension Office
Seeds 2000 (Howard Hoven family)
Smiley 4-H Club

Comments: A special thank you to **Andy Hedlund, Karen Andol, Nycole Erickson** and **Ryan Casavan** for their dedication and technical assistance. Thanks also to the staff of the Minnesota Canola Council for assisting with field day.

III INTRODUCTION

The Canola Council of Canada initiated Canola Production Centres (CPC) to address the ongoing need for canola production technology transfer as identified during the Grow with Canola program (1985-1990). The Canola Production Centres are a joint effort between producer groups, industry representatives, and government and extension personnel. The continuing co-operation of these groups ensures the ongoing success of the Canola Production Centres. Field scale agronomic trials utilizing commercial farm equipment are conducted at the sites, and the information generated is utilized for extension activities throughout the year.

Following tours of the Canola Production Centre (CPC) near Carman, MB in 1996 and 1997, the Minnesota Canola Council sought funding for a joint project between the Minnesota Canola Council, University of Minnesota and Canola Council of Canada. The purpose of the project was to establish a Canola Production Centre site in Minnesota, and the role of the Canola Council of Canada was to provide expertise and supervisory support. This would help ensure that activities at this site would be consistent with activities at the Canadian CPC's. This allows the information from all sites to be easily shared. Funding for the project was approved in April 1998, and the Minnesota Canola Production Centre program was born.

In 2000, the field day tour was held on June 26 and included a barbeque lunch and tour of the site. All trials were signed and copies of site plans were available at the entrances to allow for self-guided tours at any time other than scheduled tour dates.

Information obtained from the Canola Production Centre includes many agronomic factors such as yield and quality data, early season plant counts, lodging indices and harvestability ratings on varieties.

It should be noted that the material contained in this report is a collection of agronomic information from a specific location and only from one site year. Therefore, it should be observed and understood accordingly.

IV DEFINITIONS

Please refer to the Definitions (Page 15) section of the report for the Canadian CPC's for clarification of any terms you are not familiar with.

V ECONOMIC ANALYSIS

A *Canola Pricing System (Based on average prices at harvest, in U.S. dollars)*

Green Seed (%)	\$/100 lb At Elevator	Plus \$/100 lb LDP*	Final \$/100 lb	Final \$/bu
0 - 2.0	6.17	3.65	9.82	4.91

Note 1: *The green seed was determined by using one 500 seed crush strip test done on each sample from every treatment within a particular project trial.*

Note 2: ** LDP = Loan Deficiency Program.*

B *Cost Calculations & Assumptions*

The following costs were used in calculating economic returns for the various trials and treatments, and are expressed in **U.S. dollars**. Fertilizer and crop protection product prices were obtained from various dealers throughout the region. Prices reflect a northwestern Minnesota average for summer 2000.

Equipment costs were obtained from the Border State Bank of Badger, MN and are estimated equipment variable costs for northwestern Minnesota. There has been no value allocated for capital and fixed costs.

CANOLA ARGENTINE VARIETY SEED COSTS

<i>B. napus</i>	\$/lb	Distributor	<i>B. napus</i>	\$/lb	Distributor
44A89	3.30	Pioneer Hi-Bred	InVigor 2663	5.14	Aventis CropScience
45A51	4.00	Pioneer Hi-Bred	KC-701	4.70	Kaystar Seed
46A65	3.30	Pioneer Hi-Bred	LG3235	4.09	Agri-Tel Grain
46A76	3.70	Pioneer Hi-Bred	LG3311	3.65	Agri-Tel Grain
Canterra 1492	4.78	Proseed	LG3345	4.20	Cargill Seeds
CL2078	4.32	Croplan Genetics	LiBred 280	3.30	Vandaele Seeds
Golden Ready RR	4.20	Seeds 2000	Minot	3.40	Croplan Genetics
Hylite 201	2.70	Interstate Seed	Phoenix	3.00	Aventis CropScience
Hyola 357	5.10	Interstate Seed	Q2	2.70	Interstate Seed
Hyola 401	4.50	Interstate Seed	Quantum	2.70	Interstate Seed
Hyper 5001	4.56	Integra Seed	RideR	4.20	Monsanto
InVigor 2573	5.14	Aventis CropScience			

Note: Seed cost may vary from location to location. Prices reflect the Minnesota average for spring 2000 and include the cost of seed treatments (Benlate and Gaucho). Gaucho (\$60 per 50/lb bag of seed) is the U.S. product for flea beetle control.

PRODUCT INFORMATION

Product	Active Ingredient	Manufacturer/ Distributor	\$/Unit Cost
Assure II	quizalofop-p-ethyl	DuPont Agriculture Products	119.36/gal
Ammonium Sulphate	ammonium sulphate	Agrilience	0.37/lb
Benlate	benomyl	DuPont Agriculture Products	16.38/lb
Class COC	crop oil concentrate - 17%	Agrilience	5.28/gal
Class Trust	trifluralin	Agrilience	22.67/gal
Gaucho 600	imidacloprid	Gustafson	1.32/lb seed
Helix XTra	fludioxonil + mefenoxam + difenoconazole + thiamethoxam	Syngenta	1.44/lb seed
M. A. D.	fludioxonil+mefenoxam difenoconazole	Syngenta	N/A
Muster	ethametsulfuron	DuPont Agriculture Products	27.02/oz
Liberty	glufosinate ammonium	Aventis CropScience	96.37/gal
Quadris	azoxystrobin	Syngenta	284.98/gal
Raptor	imazamox	BASF	461.89/gal
Ronilan	vinclozolin	BASF	21.00/lb
Roundup Ultra *	glyphosate	Monsanto	40.61/gal
Rovral flo	iprodione	Aventis CropScience	137.78/gal
Stinger	clopyralid	Dow AgroSciences	477.67/gal

*Note: \$15/ac TUA includes first pint of Roundup Ultra. Second application includes a \$4/gal rebate.

Numerous references to pesticide applications will be found in this report. We advise everyone to consult with recommendations and product labels for complete instructions.

CANOLA FERTILIZER COSTS			
Fertilizer	Analysis	\$/Ton	\$/lb of Nutrient
Ammonium Sulphate	21-0-0-24	155.00	0.18 (of N)
Ammonium Sulphate	21-0-0-24	155.00	0.17 (of S)
Phosphate	18-46-0	174.96	0.19 (of P ₂ O ₅)
Urea	46-0-0	170.00	0.18

Machinery Cost:

- Conventional tillage: \$15.00/acre
- Extra spray pass: add \$0.32/acre
- Straight combining: subtract \$0.71/acre

Additional Machinery Costs: (Custom Application)

- Aerial \$4.00/acre
- Ground (fungicide) \$4.25/acre
- Top dress fertilizer \$3.50/acre

Note: Machinery costs were obtained from the Border State Bank of Badger, MN and are estimated operating costs (such as fuel, lubrication and repairs) for northwestern Minnesota.

Minnesota State Check-off:

\$0.05 per 100 pounds of canola.

Interest/Opportunity Cost:

This cost calculation demonstrates the cost of money borrowed and charged on crop inputs and machinery-operating costs. In 2000, 11.0% per annum over six months was used.

C Economic Results Report (example)

Site: *Thief River Falls, MN*

B. napus Variety Trial: *Hyola 401*

CALCULATION OF VALUE OF PRODUCTION				
Yield (bu/ac)	X	Price (\$/bu)	=	Value of Production
49.9		4.91		245.01

CALCULATION OF VARIABLE COSTS (\$/ac)	
Seed	23.40
Fertilizer	10.83
Herbicides	31.30
Fungicides	18.90
Insecticides	0.00
Machinery	19.00
Insurance	0.00
Check-off	1.25
Interest/opportunity	5.69
Total Variable Costs	110.37

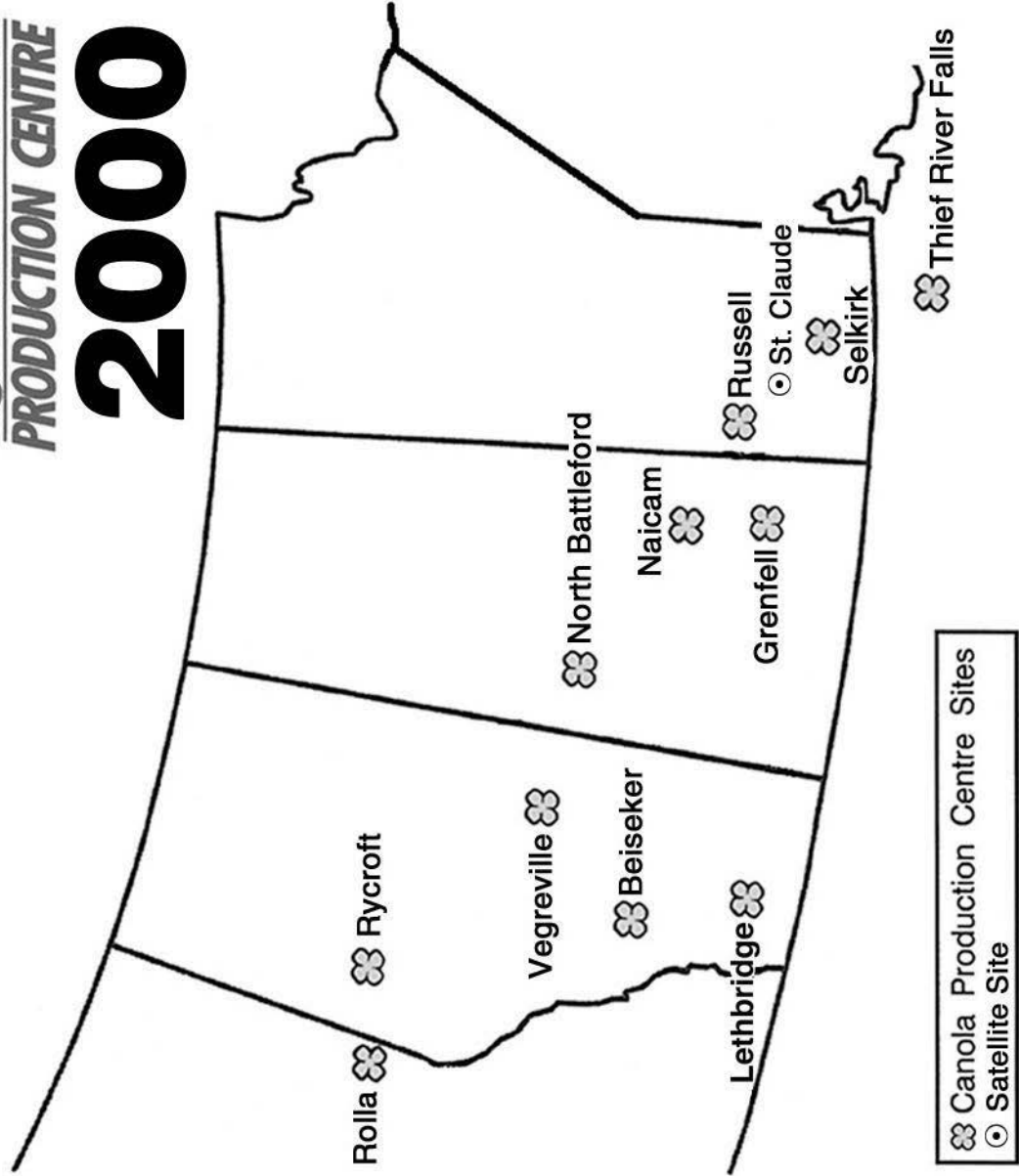
CALCULATION OF CONTRIBUTION MARGIN				
Value of Production (\$/ac)	-	Variable Costs (\$/ac)	=	Contribution Margin (\$/ac)
245.01		110.37		134.64

Contribution Margin (\$/ac)	/	Yield (bu/ac)	=	Contribution Margin (\$/bu)
134.64		49.9		2.70

This example was developed and prepared with assistance from Royal Bank of Canada agrologists.

VI SITE LOCATION MAP

Canola
PRODUCTION CENTRE
2000



VII SITE INFORMATION

THIS IS GENERAL SITE INFORMATION THAT MAY CHANGE FOR SPECIFIC TRIALS.

Location: Thief River Falls, MN

Co-operator: Ken and Connie Mehrkens

	<u>West Stubble</u>	<u>West Fallow</u>	<u>East Fallow</u>
Previous crop:	Wheat	Fallow	Fallow

Soil test results: (AgriSource Laboratories)

Organic matter content:	N/A	3.2%	4.7%
--------------------------------	-----	------	------

Macronutrient Levels: (0-6", 6-24")

Nitrogen -	0-6 inches	6 lb/ac	128 lb/ac	65 lb/ac
	0-24 inches	12 lb/ac	200 lb/ac	140 lb/ac
Phosphorus -	0-6 inches	42 lb/ac	26 lb/ac	30 lb/ac
	0-6 inches	518 lb/ac	360 lb/ac	594 lb/ac
Sulphur -	0-6 inches	28 lb/ac	40 lb/ac	68 lb/ac
	0-24 inches	24 lb/ac	98 lb/ac	120 lb/ac

Micronutrient Levels: (0-6")

Calcium -	N/A	3300 ppm	3200 ppm
Magnesium -	N/A	680 ppm	1120 ppm
Boron -	N/A	0.7 ppm	0.8 ppm
Zinc -	N/A	0.5 ppm	0.8 ppm
Manganese -	N/A	1.5 ppm	2.4 ppm
Copper -	N/A	0.5 ppm	0.6 ppm
Iron -	N/A	13.3 ppm	37.2 ppm

Target yield:	2200 lb/ac	2400 lb/ac	2200 lb/ac
----------------------	------------	------------	------------

Fertilizer applied:

Nitrogen -	143 lb/ac	12* lb/ac	23 lb/ac
Phosphorous -	25 lb/ac	40 lb/ac	40 lb/ac
Potassium -	0 lb/ac	0 lb/ac	0 lb/ac
Sulfur -	10 lb/ac	10 lb/ac	10 lb/ac

* **Note:** Additional nitrogen (10 lb/ac) was applied to the *Fall-seeding trial* on the west fallow.

Soil association/zone:	Clearwater loam	Hilaire very fine sandy loam	Clearwater clay loam
-------------------------------	-----------------	------------------------------	----------------------

Soil texture:	Loam	Sandy loam	Clay loam
----------------------	------	------------	-----------

Soil pH:	7.8	7.6	7.0
-----------------	-----	-----	-----

Salinity: (slightly saline)	0.3 mmho	0.6 mmho	0.5 mmho
------------------------------------	----------	----------	----------

Tillage operations: The stubble field was cultivated lightly in the fall to maintain residue and incorporate fertilizer. The fallow fields were cultivated once in the fall to incorporate fertilizer and control weeds. The west fallow field was cultivated and coil packed once in the spring prior to seeding. The east fallow field was cultivated twice to incorporate trifluralin, the second time also using a coil packer. Spring-seeded plots on the fall dormancy trial were cultivated once prior to seeding.

Seeding method: Seeded with a John Deere 9350 double disk press drill
Date: October 15 and November 16, 1999; April 29 to May 2, 2000
Depth: ½" - ¾"
Rate: 5.2 lb/ac - *B. napus* for most of the site
6.0 lb/ac - Fall-seeded plots and fungicide trial
4.3 lb/ac - InVigor 2573 in swathing trial

Herbicides applied:

- A) Conventional varieties in system trial - Assure II (10 oz/ac), crop oil concentrate (1.5 pt/ac), Stinger (4 oz/ac), Muster (0.28 oz/ac).
- B) Sclerotinia and conventional variety trial - Stinger (4 oz/ac), Muster (0.3 oz/ac), non-ionic surfactant (0.25 % v/v), ammonium sulfate (3/4 lb/ac)
- C) Fungicide trial - Stinger (4 oz/ac), Muster (0.28 oz/ac), crop oil concentrate (1.5 pt/ac)
- D) Liberty Link varieties - Liberty (34 oz/ac), ammonium sulfate (3.0 lb/ac)
- E) Clearfield varieties - Raptor (4 oz/ac), non-ionic surfactant (0.25% v/v), ammonium sulfate (2.5 lb/ac)
- F) Roundup Ready varieties - Roundup Ultra (1 pt/ac), ammonium sulfate (1.0 lb/ac)

Fungicides applied: Ronilan (14.5 oz/ac) at about 20-40% bloom.

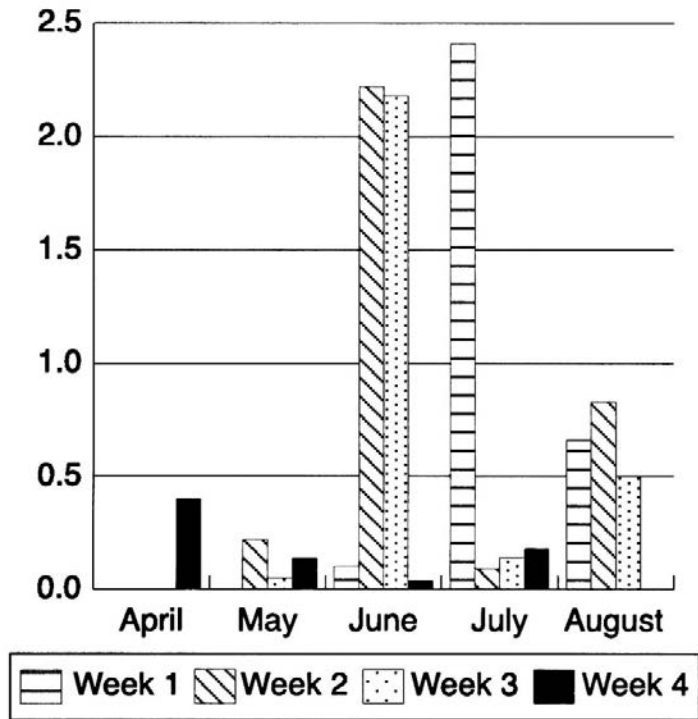
Swathing: Started: July 26 Finished: August 7

Combining: Started: August 24 Finished: August 29

Comments: The east and west fallow fields were not seeded in 1999 due to excess moisture. The west fallow field had 100 lb N/ac of anhydrous ammonia applied in the spring of 1999 in anticipation of seeding wheat. No value was assigned in the contribution margins toward the anhydrous ammonia application due to the extended period between the anhydrous ammonia application and this year's crop. Note the high levels of residual nitrogen in the soil test results. Flea beetles were present on the fall-seeded canola but not on the spring-seeded. The growing season was ideal with good moisture before and after seeding, followed by a dryer period up to flowering. This was ideal for the fallow fields because there was plenty of moisture available to sustain the crop and it encouraged deep root development. Frequent rains occurred during flowering providing ideal conditions for sclerotinia development. A severe thunderstorm pelted the site on

July 7 causing severe lodging on the west fallow field. The high nitrogen levels on that field also contributed to the severe lodging. Conditions during swathing were warm and dry, which hastened seed colour change. A two-week period of wet cool weather after swathing allowed for slow curing of the swaths and minimal green seed in the harvested canola.

Rainfall



Total accumulated moisture = 10.2 inches (259 mm)

VIII CONVENTIONAL VARIETY TRIAL - *B. NAPUS*

- Objective:** To evaluate agronomic differences between newly registered and recommended varieties in a given area as submitted by the seed trade.
- Background:** The increased number of new varieties available over the past several years has made the task of choosing a variety for a specific farm challenging. Yield, crop quality and disease resistance are important variety traits to consider in the selection process. However, other agronomic factors such as lodging resistance and harvestability are also important factors. Varieties in the trial are selected and submitted by the seed trade and compared against the check (Hyola 401) and Quantum.
- Methodology:** The variety trial was made up of four replicates in a randomized complete block design. Identical agronomic practices were used for the entire trial. This included the same tillage, fertilizer, weed control and post-emergent fungicide treatments. Swathing commenced when seed colour change was 30-40%, and harvest was completed when suitable conditions existed.
- Observations:** The trial was located on the east fallow field and seeded on May 2 into good moisture. Growing conditions were ideal throughout the summer. The back half of the fourth replicate was lodged and later maturing than the rest of the trial. Conditions at swathing were dry and warm. To prevent shattering in the lodged plots, swathing was done when the average of the plot was between 30-40% seed colour change.

Results:

B. NAPUS VARIETY TRIAL YIELD, ECONOMIC & QUALITY RESULTS Thief River Falls, MN							
Treatment	Yield (%)	Yield (lb/ac)	Yield (bu/ac)	Contribution Margin (\$/ac)	Oil (%)	Growing Degree Days	Days To Maturity
Hyola 401	100	2495	49.9	134.64	45.4	1019	92
46A65	87	2172	43.4	109.67	46.9	1019	92
Canterra 1492	84	2107	42.1	101.75	46.2	1032	93
Quantum	82	2043	40.9	100.31	44.2	1032	93
CL2078	81	2019	40.4	89.08	44.7	1032	93
LG3311	80	2007	40.1	91.60	45.0	1004	91
Q2	77	1926	38.5	88.85	44.9	1048	94
LiBred 280	77	1920	38.4	85.03	46.0	1032	93
Hyper 5001	74	1855	37.1	71.77	45.3	1048	94
KC-701	71	1778	35.6	63.50	44.7	1032	93
LSD (0.10)		90.1	1.80		1.33		
CV%		3.7	3.7		2.4		

Note: Hyola 401 was used as a check in this trial.

Discussion:

The check (Hyola 401) yielded significantly higher than the other varieties. 46A65 had higher oil content than all other varieties except Canterra 1492 and LiBred 280. Days to maturity represent the calendar days from the date of seeding until the crop reached 30% seed colour change. The growing degree days, expressed in Celsius, represent the heat accumulation above canola's base temperature of 5°C (41°F). The warm dry conditions at swathing hastened seed colour change and reduced the differences in maturity that are common among varieties.

IX SYSTEMS COMPARISON TRIAL

- Objective:** To establish agronomic criteria for choosing between varieties and herbicide options of novel trait canola varieties.
- Background:** The introduction of canola with novel traits for herbicide tolerance has given producers many options for herbicide and variety selection. The greatest return will occur by choosing the most appropriate combination of variety and herbicide for each field. Factors to consider beyond the performance of the variety includes weed population, weed spectrum, tillage system and herbicide rotation. Entries in the systems comparison trial were on a contract basis.
- Methodology:** Each treatment was replicated four times in a randomized complete block. The canola varieties with novel traits for herbicide tolerance were compared to the conventional varieties Hyola 401 and Quantum in a conventional herbicide program.
- Observations:** The trial was seeded on the west fallow field on May 1 into good moisture. Weed pressure was light to moderate with patches of quackgrass, dense patches of green smartweed (cotyledon), red root pigweed, large field pennycress and Canada thistle scattered throughout the trial. All applications were done at the 2-leaf stage. Roundup Ready and Clearfield systems were applied after sunset, when the wind was calmer (below 3 mph), to reduce risks of drift onto neighboring plots. Liberty was applied the following morning before the wind increased. High levels of residual nitrogen, along with good growing conditions provided for a tall thick crop, which lodged severely during flowering. Most of the lodging occurred during a thunderstorm on July 7 when the trial was at full bloom. The trial was sprayed with Ronilan EG when most of the plots were at 20-40% bloom. The exceptions were 46A76, InVigor 2573 and InVigor 2663 which were at 5-10% bloom. Sclerotinia levels were taken by scoring 50 random plants in each plot.

Results:

SYSTEMS COMPARISON TRIAL Thief River Falls, MN								
System	Yield (%)	Yield (lb/ac)	Yield (bu/ac)	Contrib. Margin (\$/ac)	Sclerotinia (%)	Oil (%)	Growing Degree Days	Days To Maturity
Conventional								
Hyola 401	100	2772	55.4	160.55	11	43.8	1041	94
Quantum	78	2165	43.3	111.13	19	41.6	1057	95
Clearfield (Raptor Tolerant)								
46A76	77	2137	42.7	120.75	18	43.6	1057	95
Liberty Link								
InVigor 2573	74	2042	40.8	91.93	13	42.7	1057	95
InVigor 2663	70	1932	38.6	81.21	35	43.5	1057	95
Roundup Ready								
Hyola 357	94	2613	52.3	160.09	9	43.6	1041	94
LG3455	84	2333	46.7	137.71	23	44.2	1041	94
LG3235	84	2328	46.6	137.75	29	44.3	1013	92
Minot	82	2263	45.3	135.25	32	43.5	1028	93
RideR	76	2114	42.3	116.27	22	43.7	1041	94
Golden Ready RR	73	2019	40.4	107.01	16	43.8	1041	94
45A51	69	1902	38.0	96.70	22	44.3	1041	94
LSD		85.7	1.71		11.6	1.09		
CV%		3.2	3.2		47.3	2.1		

Discussion:

The check (Hyola 401) and Hyola 357 had significantly higher yields than any other variety. The severe lodging (see *Harvestability*) during flowering likely prevented many of the varieties from reaching their full yield potential. Differences in sclerotinia levels did not directly relate to yield differences. Contribution margins reflect differences in seed cost, yield and chemical weed control costs. Quantum had significantly lower oil than all other varieties. The warm dry conditions at swathing hastened seed colour change and reduced the differences in maturity that are common among varieties.

X HARVESTABILITY TRIAL

Objective: To compare the harvestability of varieties entered in the variety and systems trials.

Background: A number of varieties have very similar yield and quality traits. In choosing a variety a grower should also consider such characteristics as lodging and harvestability. Harvestability is the measurement of swathing and combining ease. Currently, there is no standardized scientific measurement for harvestability. Therefore, a qualitative assessment is used.

Methodology: **Lodging scores** are a visual score in which 1=erect and 9=flat. Varieties that are standing good and have a 'high yield tip' are given a score of 2 to 3. Varieties that have severe uneven lodging with patches standing upright and patches laying flat are given a score of 7 or 8 depending on the severity. **Lodging ratios** are taken by dividing the average height of the canopy by the average height of randomly selected plants. **Harvestability** was evaluated as swathing and combining were completed. Each variety was swathed and evaluated in ½ increments on a scale of 1 to 5, compared to the check (Hyola 401) which was rated a 2 to match ratings at the Canola Production Centres in Canada where AC Excel is the standard with a rating of 3. The following criteria were considered: lodging, height, straw stiffness, straw strength, uniformity of stand, swath fluffiness, tendency to clump, flowability, speed of operation and feeding.

Ratings: 1 = much better than average
 2 = better than average
 3 = average
 4 = worse than average
 5 = much worse than average

These ratings are subjective. The machine operator, crop conditions, weather and time of day can affect the harvestability of a variety.

Observation: The variety and system comparison trials are reported in separate tables due to the extreme differences between the two trials. The systems trial was on a field with much higher nitrogen levels than the variety trial. Consequently, the systems trial had much more lodging and more difficulty swathing and combining than the variety trial. Lodging was variable among the varieties. Swathing was most difficult in the varieties with the uneven lodging. Combining ease was related closely to the amount of clumping in the swath and ease of picking up the swath. The plots were swathed with an 18' Versatile 400 swather equipped with a pick-up reel, and harvested with a John Deere 8820 combine.

Results:

HARVESTABILITY TRIAL Systems Comparison Trial Thief River Falls, MN				
Variety	Lodging Score	Lodging Ratio	Swathing Rating	Combining Rating
45A51	8.8	.53	4.1	3.3
46A76	5.5	.58	3.8	3.4
Golden Ready RR	8.5	.50	3.3	2.9
Hyola 357	3.0	.72	2.0	2.0
Hyola 401	2.8	.76	1.8	2.0
InVigor 2573	8.5	.46	4.9	4.5
InVigor 2663	7.8	.39	4.3	4.0
LG3235	7.5	.55	3.9	2.8
LG3455	4.3	.69	3.6	2.9
Minot	8.5	.58	4.1	3.1
Quantum	5.0	.60	3.0	3.3
RideR	5.5	.63	4.1	3.0
LSD (0.10)	1.31	0.123	0.53	0.36
C.V.	17.4	17.6	12.4	9.8

HARVESTABILITY TRIAL <i>B. napus</i>, Variety Trial Thief River Falls, MN				
Variety	Lodging Score	Lodging Ratio	Swathing Rating	Combining Rating
46A65	4.5	.71	2.0	2.1
Canterra 1492	2.8	.88	3.0	3.1
CL2078	2.0	.92	2.8	3.0
Hyola 401	1.5	.86	2.3	2.0
Hyper 5001	1.3	1.00	2.6	3.6
KC-701	1.5	.94	2.6	3.0
LG3311	3.8	.86	3.3	2.4
LiBred 280	5.8	.62	3.8	2.9
Q2	5.8	.67	3.6	3.0
Quantum	3.5	.78	3.4	3.0
LSD (0.10)	1.46	0.089	0.61	0.42
C.V.	37.5	8.9	17.3	12.5

Discussion:

Lodging in the variety trial was not as severe as the systems comparison trial. LiBred 280, Q2 and 46A65 had more lodging than most of the other varieties. However, 46A65 was one of the easiest to swath and combine. Hyola 401 and 46A65 flowed much easier through the swather and combine than the other varieties.

There was a wide range of lodging in the systems comparison trial. Hyola 401 and Hyola 357 had the least lodging and were the easiest to swath and combine. InVigor 2573, InVigor 2663, Minot and 45A51 were lodged the most and were difficult to swath. The seeding rate of 5.2 lb/ac together with the high nitrogen levels on this field caused most of the varieties to lodge heavily.

The variety 45A51 was also used in the fall dormant seeding trial, which was on the same field as the systems trial. The spring-seeding date of that trial was seeded at the same 5.2 lb/ac rate as the systems trial. It lodged heavily with a stand count of 9.0 plants/ft² (lodging score of 8), but the fall-seeded stood up nice and swathed easy with stand counts of 1.5-2.2 plants/ft² (lodging score of 3).

XI SEED TREATMENT TRIAL

Objective: To evaluate the impact of new seed treatments on seedling diseases and insect control for canola as it relates to yield, quality and contribution margins.

Background: The most wide spread problem of canola production is stand establishment. Poor stand establishment may be caused by seedling disease complex including pathogens such as *Rhizoctonia solani* along with *Fusarium* and *Pythium* species. In addition to fungal pathogens of emerging canola, insects may also cause economic yield loss.

Methodology: The seed treatment trial included the following treatments:

- A) Standard seed treatment - Gaucho 600 + Benlate
- B) No insecticide check - Benlate
- C) Gaucho Platinum - [Gaucho 600 + Allegiance + Vitaflow 280]
- D) Helix XTra - [Adage + Maxim + Apron XL + Dividend]
- E) M. A. D. - [Maxim + Apron XL + Dividend]

All other agronomic practices remained the same.

Observation: The trial was located near an alfalfa field to enhance the probability of insect pressure throughout the season. The soil was cloddy from being tilled when wet prior to seeding. The trial was seeded on May 2 into marginal moisture. Stand counts and flea beetle pressure ratings were taken in three 0.5 m² quadrants per plot. The same quadrants were used each time at 15, 22 and 31 days after seeding. Stand counts declined marginally in all treatments during the first month after seeding. Much of stand loss was due to high winds, which caused plants to twist just below the soil surface and die. Stand counts in the Benlate treatment declined the most from 11.0 plants/ft² at 15 days after seeding to 9.6 plants/ft² at 31 days after seeding. Plots were checked periodically during the summer for insects with no significant levels detected. Lygus bug levels were highest on July 13 (5-7 lygus per 10 sweeps). However, they were well below the threshold (15 lygus per 10 sweeps).

Results:

SEED TREATMENT TRIAL							
Thief River Falls, MN							
Treatment	Yield (lb/ac)	Yield (bu/ac)	Contribution Margin (\$/ac)	Oil (%)	Seed Cost (\$/ac) *	Flea Beetle Rating **	Plant Stand (Pl/ft²)
Benlate	2105	42.1	108.61	45.2	20.28	1.6	9.6
Gaicho + Benlate	2083	41.7	99.89	45.3	26.52	0.8	9.0
Gaicho Platinum	2289	45.8	N/A	43.9	N/A	0.5	9.0
Helix XTra	2149	43.0	105.56	45.2	27.77	0.8	9.9
M. A. D.	2154	43.1	N/A	44.8	N/A	1.3	8.2
LSD	154.6	3.09		1.37		0.29	1.51
CV%	5.7	5.7		2.4		24.0	13.1

Note: Prices for Gaicho Platinum and M. A. D. were not available (N/A) from the company at press time.

* These prices are based on consultation with industry representatives and include the cost of seed and treatment.

** Flea beetle ratings at 22 days after seeding. 0 = no pressure, 9 = leaves completely chewed off.

Discussion: The Gaicho Platinum seed treatment yielded significantly higher than the Benlate and Gaicho + Benlate seed treatments. Even though flea beetle pressure was low, seed treatments with insecticide had significantly less flea beetle damage than the Benlate and M.A.D. treatments, which did not have insecticide. However, the differences in feeding did not influence yield. There was no significant difference in plant stand among any of the treatments at 31 days after planting. Gaicho Platinum had lower oil content than Gaicho + Benlate. Contribution margins reflect differences in yield and seed costs.

XII SCLEROTINIA TRIAL

Objective: To evaluate the effectiveness of an apetalous variety at avoiding sclerotinia compared to two other petalled varieties that are equal and later in maturity.

Background: Sclerotinia stem rot is caused by the fungus *Sclerotinia sclerotiorum* that occurs in most canola growing areas. The disease is usually most severe in wetter areas of the growing region. Severity of stem rot varies from year to year, and even from field to field within a region. With the right combination of thick crop density and wet weather conditions before and during flowering, heavy infections can develop almost anywhere. In some cases half the potential yield of a crop may be lost to sclerotinia. Differences in disease level can be observed among varieties due to timing of flowering or structure of the plant. Since the spores of sclerotinia infect dead flower petals prior to infecting the healthy plant stem, eliminating the petals from the plant should reduce the potential of infection. Hylite 201, an apetalous variety, uses this technique to reduce infection levels of sclerotinia.

Methodology: Spraying was done using twinjet nozzles at 75 psi. Ronilan EG was applied at 0.9 lb/ac in 20 gal of spray solution at the 30-40% bloom stage of each variety. The trial was set up as a randomized complete block in a 3 x 2 factorial design. Treatments included:

- A) Hylite 201 (early maturing apetalous) - no fungicide
- B) Hylite 201 (early maturing apetalous) - fungicide
- C) 44A89 (early maturing petalled) - no fungicide
- D) 44A89 (early maturing petalled) - fungicide
- E) CL 2078 (late maturing petalled) - no fungicide
- F) CL 2078 (late maturing petalled) - fungicide

Infection readings were taken by sampling 100 unswathed plants in three random areas of each plot along the edge of the swathed area.

Observation: The trial was seeded in the east fallow field on May 1 into good moisture. Early season moisture enabled a dense stand. The weather was dry leading up to flowering at this site, but was wet during flowering. Petal tests taken at 30% bloom indicated a 12% infection level.

Results:

SCLEROTINIA STEM ROT CONTROL TRIAL						
Thief River Falls, MN						
Treatment	Yield (%)	Yield (lb/ac)	Yield (bu/ac)	Oil (%)	Plants Infected (%)	Contribution Margin (\$/ac)
Hylite 201 - no fungicide	100	2031	40.6	43.7	30	123.29
Hylite 201 - fungicide	104	2123	42.5	43.4	13	108.18
44A89 - no fungicide	100	1591	31.8	44.3	63	77.06
44A89 - fungicide	137	2176	43.5	44.8	29	110.01
CL2078 - no fungicide	100	1701	34.0	44.4	45	82.14
CL2078 - fungicide	128	2174	43.5	44.2	3	104.19
LSD (0.10)		107.9	2.16	1.10	10.00	
CV%		4.4	4.4	2.0	26.2	

Discussion:

Fungicide significantly increased yield of 44A89 and CL 2078, but not of Hylite 201. Hylite 201 (no fungicide) had the highest contribution margin. Contribution margins reflect differences in yield, seed and fungicide costs. Without the significant yield boost, the fungicide treatment did not pay for itself with the apetalous line (Hylite 201). The fungicide treatment significantly decreased disease levels and improved contribution margins for the petalled varieties. Oil content was not affected by fungicide treatment.

XIII FUNGICIDE TRIAL

Objective: To evaluate the effectiveness of different fungicides at controlling sclerotinia in canola and how they influence yield, quality and economic return.

Background: Sclerotinia stem rot is caused by the fungus *Sclerotinia sclerotiorum* that occurs in most canola growing areas. The disease is usually most severe in wetter areas of the growing region. Severity of stem rot varies from year to year, and even from field to field within a region. With the right combination of thick crop density and wet weather conditions before and during flowering, heavy infections can develop almost anywhere. In some cases half the potential yield of a crop may be lost to sclerotinia. Quadris and Ronilan EG are currently labeled for sclerotinia control on canola in the United States.

Methodology: The trial was seeded with 44A89. A higher seeding rate of 6.0 pounds per acre was used to facilitate a microclimate in the canopy to enhance sclerotinia development. Spraying was done using a ground sprayer equipped with twinjet nozzles at 75 psi and 20 gal/ac spray solution. Fungicides were applied at rates and timings suggested by the label or industry representative. Treatments included:

- A) Check - no fungicide applied
- B) Benlate - 1.0 lb/ac applied at 30% bloom
- C) Quadris - 10 oz/ac applied at 10-25% bloom
- D) Ronilan EG - 14.4 oz/ac applied at 30-40% bloom
- E) Rovral flo - 14.4 oz/ac + 1% crop oil concentrate applied at 20-30% bloom

Infection readings were taken by sampling 100 unswathed plants in three random areas of each plot along the edge of the swathed area.

Observation: The trial was seeded in the east fallow field on April 29 into good moisture. Early moisture enabled a good crop stand. The 6.0 lb/ac seeding rate provided a thick crop canopy, which enhanced disease development. The weather was dry leading up to flowering at this site, but was wet during flowering. Petal tests taken at 30% bloom indicated a 12% infection level. The Quadris treatment was applied on June 19 when the trial was at 5-10% bloom. Winds that day were about 15 mph. It started raining seven hours after application and rained 1.5" by the next morning. It rained another 0.5" on June 21. The soonest the other treatments could be applied was June 24 when the canola was at 35-40% bloom. Wind that day was about 6 mph. There was no rain for the next 10 days.

Results:

FUNGICIDE EVALUATION TRIAL						
Thief River Falls, MN						
Treatment	Yield (%)	Yield (lb/ac)	Yield (bu/ac)	Oil (%)	Plants Infected (%)	Contribution Margin (\$/ac)
Check (No Fungicide)	100	1341	26.8	44.9	62	50.09
Benlate	162	2168	43.4	45.1	19	109.38
Quadris	102	1369	27.4	44.7	73	25.11
Ronilan	150	2007	40.1	44.2	37	91.07
Rovral flo	138	1857	37.1	45.2	43	79.92
LSD (0.10)		193.1	3.86	1.16	14.4	
CV%		8.8	8.8	2.1	24.5	

Discussion:

Benlate, Ronilan and Rovral flo all provided significantly lower disease levels and higher yields compared to Quadris and the check. Quadris is not rain fast for eight hours and rain occurred seven hours after application. The combination of earlier than recommended application time of Quadris, high winds during application, rain seven hours after application, and high inoculum pressure later in flowering, resulted in Quadris not providing any protection from sclerotinia.

XIV	LIBERTY TANK MIX TRIAL
------------	-------------------------------

Objective: To demonstrate strategies to improve the efficacy of the contact herbicide Liberty on grassy weeds.

Background: Liberty is a non-selective contact herbicide that is used to control weeds in Liberty Link canola. Previous research has indicated Liberty to be less effective on controlling grasses than other non-selective herbicides. Reducing the rate of Liberty while adding a half rate of a grass herbicide should improve grass control while maintaining control of broadleaf weeds.

Methodology: The Liberty tank mix trial consisted of the following treatments in a randomized block design:

- A) Liberty (28 oz/ac) + Assure II (5 oz/ac) + ammonium sulfate (3 lb/ac) applied at the 2-leaf stage.
- B) Liberty - full rate (34 oz/ac) + ammonium sulfate (3 lb/ac) applied at the 2-leaf stage.
- C) Liberty - split application (20 oz/ac) + ammonium sulfate (3 lb/ac) applied at the 2-leaf stage and (20 oz/ac) + ammonium sulfate (3 lb/ac) applied at the 5-leaf stage.

Observation: This trial was integrated with the Systems Comparison Trial. Weed pressure was light to moderate with patches of quackgrass, dense patches of green smartweed (cotyledon) and red root pigweed, large field pennycress and Canada thistle scattered throughout the trial. Applications at the 2-leaf stage were done at sunrise when the temperature was 40°F. The weather turned warm, sunny and windy the rest of the day.

Results:

LIBERTY TANK MIX TRIAL				
Thief River Falls, MN				
Treatment	Yield (lb/ac)	Yield (bu/ac)	Contribution Margin (\$/ac)	Oil (%)
Liberty + Assure II	2042	40.8	91.93	42.7
Liberty - full rate	2044	40.9	92.33	43.3
Liberty - split application	1956	39.1	77.43	42.5
LSD (0.10)	145.6	2.91		1.23
CV%	5.3	5.3		2.1

Discussion: There were no yield or oil differences among the different tank mix combinations of Liberty. Weed control was good for all treatments. The first 20 oz application of the split treatment gave good weed control. Contribution margins were lower with the split application of Liberty due to slightly lower yield and an additional \$5.80 for the extra chemical and second application.

XV TIME OF WEED REMOVAL TRIAL

Objective: To compare the effects of time of weed removal on yield and quality of *B. napus* canola using conventional, Roundup Ready and Clearfield systems.

Background: Weed removal and proper time to remove them has been a constant source of frustration to producers. Producers will often delay post emergent herbicide application in an attempt to avoid late flushes of weeds. The concern is that these late flushes of weeds may add to the bank of weed seeds in the soil or require additional herbicide applications and increased input costs. Work conducted by Harker, et al (Agriculture and Agri-Food Canada) along with Canola Production Centre data has shown there are economic benefits to removing weeds early in crop development.

Methodology: The trial consisted of the following varieties and stages of herbicide application in a split-plot design:

- A) Conventional system - Quantum
 - Assure II + Stinger + Muster at the 2-leaf stage of the canola
 - Assure II + Stinger + Muster at the 5-leaf stage of the canola
- B) Clearfield system - 46A76
 - Raptor at the 2-leaf stage of the canola
 - Raptor at the 5-leaf stage of the canola
- C) Roundup Ready system - RideR
 - Roundup Ultra at the 2-leaf stage of the canola
 - Roundup Ultra at the 5-leaf stage of the canola

See *Site Description* for details on rates of chemicals.

Observations: The trial was seeded on the west fallow field on May 1 as part of the systems trial. Weed pressure was light to moderate with patches of quackgrass, dense patches of green smartweed (cotyledon), red root pigweed, large field pennycress and Canada thistle scattered throughout the trial. All applications were done after sunset when the wind was lower (3 mph), to reduce risks of drift onto neighboring plots.

Results:

TIME OF WEED REMOVAL TRIAL				
Thief River Falls, MN				
Treatment	Yield (lb/ac)	Yield (bu/ac)	Contribution Margin (\$/ac)	Oil (%)
Conventional System				
2-leaf	2165	43.3	111.13	41.6
5-leaf	2112	42.2	105.90	42.3
Clearfield System				
2-leaf	2137	42.7	120.75	43.6
5-leaf	2136	42.7	120.65	43.7
Roundup Ready System				
2-leaf	2114	42.3	116.27	43.7
5-leaf	2186	43.7	123.35	43.7
LSD spray time within a variety	55.9	1.12		0.97
CV%	2.0	2.0		1.8

Discussion:

Results from this trial are mixed. Yield was slightly higher when sprayed at the 2-leaf stage compared to the 5-leaf stage in the conventional system. Yield was significantly higher when sprayed at the 5-leaf stage compared to the 2-leaf stage in the Roundup Ready system. Time of weed removal had no effect on yield in the Clearfield system. Contribution margins reflect differences in yield, seed costs and chemical weed control costs. These mixed results are likely due to the low weed pressure and the patchiness of the weeds in the trial. With heavy weed pressure, early weed removal is important to reduce early competition for moisture and nutrients. Oil content was not affected by time of weed removal.

XVI TIME OF SWATHING (AVENTIS)

Objective: To compare the effects of various swathing dates on yield and quality of hybrid vs. open pollinated varieties.

Background: Traditionally, the recommended stage of swathing is at 30-40% seed colour change (SCC) on the main stem to maximize yield and quality and minimize green seed and shattering. The introduction of hybrids, with associated lower seeding rates and lower plant densities, can result in extra secondary branching. The secondary branching causes a wider range of seed development and maturation as compared to traditional seeding rates. Therefore, the normal time of swathing (30-40% SCC) may need to be delayed to a later stage to allow for optimum development and pod fill on the secondary side branches.

Methodology: The time of swathing trial consisted of the following treatments, in a split plot design with varieties as the main plot and swath timing as sub-plots.

- A) 30-40% SCC ~ InVigor 2573
- B) 40-50% SCC ~ InVigor 2573
- C) 50-60% SCC ~ InVigor 2573
- D) 60-70% SCC ~ InVigor 2573
- E) Straight Combine ~ InVigor 2573
- F) 30-40% SCC ~ Phoenix
- G) 40-50% SCC ~ Phoenix
- H) 50-60% SCC ~ Phoenix
- I) 60-70% SCC ~ Phoenix
- K) Straight Combine ~ Phoenix

InVigor 2573 was seeded at 4.3 lb/ac. Phoenix was seeded at 5.2 lb/ac. Seed colour change was determined on the main stem.

Observation: The trial was seeded in the east fallow field on April 29 into good moisture. Weather at swathing time was very warm and dry. Seed colour change occurred rapidly at a rate of about 10% per day. All swathing was done in the early evening. Average stand counts were 11.6 plants/ft² for Phoenix and 9.6 plants/ft² for InVigor 2573. Primary branch counts were similar between the Phoenix and InVigor 2573 with 4.6 and 4.8 branches per plant, respectively. Secondary branch counts were also not significantly different between the Phoenix and InVigor 2573 with 0.7 and 0.3 secondary branches per plant respectively. Straight cut treatments were harvested with a 24 ft flex-header with a pick-up reel. Green seed counts were below 0.3% for all treatments due to frequent rains after swathing, which allowed the swaths to dry slowly.

Results:

TIME OF SWATHING TRIAL (AVENTIS) Thief River Falls, MN							
System	Yield (%)	Yield (lb/ac)	Yield (bu/ac)	Contribution Margin (\$/ac)	Oil (%)	Growing Degree Days	Days To Swathing
<i>Open Pollinated Variety – Phoenix</i>							
30-40% SCC	100	1896	37.9	81.22	49.3	1025	94
40-50% SCC	102	1925	38.5	84.02	49.9	1039	95
50-60% SCC	108	2045	40.9	95.72	48.8	1052	96
60-70% SCC	109	2072	41.4	98.41	49.2	1069	97
Straight Cut	79	1253	25.1	19.11	47.9	1376	119
<i>Hybrid Variety - InVigor 2573</i>							
30-40% SCC	100	2047	40.9	89.12	46.5	1025	94
40-50% SCC	101	2059	41.2	90.29	46.3	1039	95
50-60% SCC	103	2104	42.1	94.63	47.3	1052	96
60-70% SCC	105	2156	43.1	99.78	46.2	1069	97
Straight Cut	91	1863	37.3	71.80	47.2	1376	119
LSD for method within variety		88.2	1.76		1.25		
CV%		3.8	3.8		2.2		

Discussion:

Yield was significantly increased over the standard 30-40% SCC by delaying the time of swathing to 50-60% SCC on the Phoenix and 60-70% SCC on the InVigor 2573. Yield was significantly decreased for both varieties by waiting to straight combine the crop. The crop was very erect and not well knitted together, so the winds that occurred near harvest time likely caused shelling. Wind speeds of 10-25 mph were recorded on three days during the week prior to straight combining. Unlike previous studies conducted by the Canola Production Centres, oil content did not significantly increase with delayed swathing. This is possibly due to the very warm and dry conditions during the week of swathing. Oil content was significantly lower on the straight cut Phoenix compared to three of the swathed treatments.

XVII FALL DORMANT SEEDING

Objective: To compare the effectiveness of seeding canola in spring versus fall (with and without 'Extender' polymer seed coating) on soils with different levels of crop residue.

Background: Fall dormant seeding has become another management tool that growers can use when planting canola to spread out the workload and hopefully capture higher yields. Research in Canada and in the United States has shown mixed results. With good spring stand establishment, fall-seeded canola generally flowers sooner and longer than spring-seeded canola and often produces a better yield by avoiding the hot weather during flowering. Thin and uneven stands can cause problems with weed control and harvest timing due to many late maturing branches. One of the difficulties of fall dormant seeding is judging when to plant it. The soil must be cool enough and/or dry enough to prevent germination in the fall. Early snow or rains late in the season can prevent a grower from seeding fall dormant canola. "Extender", a product from Grow Tec Inc. out of Nisku, AB, Canada provides an extended period in the fall in which the grower can seed the canola up to two weeks before freeze-up. Without Extender the grower needs to plant a day or two before winter freeze-up. The introduction of herbicide tolerant canola has provided a better means of weed control in fall-seeded canola, especially for the winter annual weeds.

Methodology: The fall dormant seeding trial was conducted as two separate trials, side by side, on wheat stubble and on fallow. Different seed treatment combinations and various seeding dates included:

- A) October 15 - Extender (Benlate seed treatment)
- B) November 16 - Extender (Benlate seed treatment)
- C) November 16 - No Extender (Benlate seed treatment)
- D) May 2 - (Gaucho + Benlate seed treatment)

October 15 was the date targeted for seeding two weeks prior to the projected freeze-up date. Just prior to freeze-up was seeded November 16. Spring-seeding was on May 2. All fertilizer was broadcast and incorporated prior to seeding with the exception of a seed placed starter fertilizer and 100 lb/ac of 21-0-0-24 (N-P-K-S), which was top-dressed on the fall-seeded plots at bolting. Stand counts on the fall and spring-seeded plots were taken by counting three random 1 m² and 0.5 m² quadrants, respectively, per plot.

Observation: The Roundup Ready variety 45A51 was used for this study. The trials were seeded in the west fallow and west stubble fields on the dates indicated. Soil conditions at seeding of the fall-seeded treatments were dry and cloddy on the stubble field, and marginal moisture on the fallow field. The soil temperature on November 16 was 41°F at 1" deep and 38°F at 4" deep. The soil froze around November 20. Warm temperatures in early March likely broke dormancy on some of the seed in the trial. Soil temperatures at 1"

deep reached 45-60° F each afternoon from March 3-7 and then dropped to 18°F on March 16.

Flea beetles were present in spring on the fall-seeded plots at near threshold levels. Plots were not sprayed because cool weather allowed the canola to outgrow the damage. Weeds were controlled with a single application of Roundup Ultra (1 pt/ac) for most of the treatments. The October seeding on the stubble field required a second Roundup application (1 pt/ac) at the end of bolting to control a dense late flush of redroot pigweed because the crop would not canopy in time to provide competition. Bloom started in the fall-seeded treatments on May 30 and continued flowering for about 35 days. The spring-seeded treatments started to bloom on June 20 and continued flowering for about 25 days. Both trials were sprayed with Ronilan EG on June 24. The fall-seeded plots were at 70-80% bloom when sprayed, so the fungicide would not have provided much protection from sclerotinia. Therefore, the fungicide cost was not included in the contribution margins of the fall-seeded plots. Very little lodging occurred on the stubble field or the fall-seeded plots on the fallow. However, the spring-seeded plots on the fallow laid down flat during flowering. Swathing was easy for most plots except the severely lodged spring-seeded plots on the fallow, which were very difficult. The October seeded treatments were also difficult to swath due to branches lying on the ground along open areas in the plots. April 20 was the chosen start date for growing degree days (GDD) and days to maturity for the fall-seeded plots because that is when the mean temperature stayed consistently above 5°C, which is the base line temperature for canola. Sixty-eight GDD had accumulated by May 2, which was the spring planting date.

Results:

FALL DORMANT SEEDING - FALLOW								
Thief River Falls, MN								
Seeding Date	Yield (%)	Yield (lb/ac)	Yield (bu/ac)	Contrib. Margin (\$/ac)	Spring Stand (plt/ft²)	Height (in)	Growing Degree Days	Days To Maturity
Oct. 15 - Extender	110	2021	40.4	125.56	0.6	46	1107	104
Nov. 16 - Extender	129	2370	47.4	159.65	2.3	43	1008	98
Nov. 16 - No Extender	130	2377	47.5	167.90	1.5	45	1008	98
May 2	100	1835	36.7	90.15	9.1	57	1080	96
LSD (0.10)		95.4	1.91		0.61	3.1		
CV%		3.4	3.4		14.0	5.0		

FALL DORMANT SEEDING - WHEAT STUBBLE								
Thief River Falls, MN								
Seeding Date	Yield (%)	Yield (lb/ac)	Yield (bu/ac)	Contrib. Margin (\$/ac)	Spring Stand (plt/ft²)	Height (in)	Growing Degree Days	Days To Maturity
Oct. 15 - Extender	84	1644	32.9	69.93	1.1	41	1041	100
Nov. 16 - Extender	90	1766	35.3	87.02	1.6	43	1008	98
Nov. 16 - No Extender	90	1771	35.4	95.10	2.0	41	1008	98
May 2	100	1959	39.2	88.66	10.4	52	1032	93
LSD (0.10)		112.8	2.26		0.61	3.0		
CV%		4.9	4.9		12.4	5.2		

Discussion:

Fall-seeded yields were significantly lower on the wheat stubble compared to spring-seeded as a result of reduced stands. However, fall-seeded yields on the fallow were significantly higher compared to spring-seeded. This was likely due to reduced lodging in the fall-seeded treatments. The October seeding date provided the lowest yield and plant stand of all the fall-seeded treatments on both stubble and fallow. The October seeding also took longer to mature, especially on the fallow due to the low stands and extensive branching. The late freeze-up in 1999 was beyond the two-week protection window that the Extender seed treatment provides. Some fall germination occurred which resulted in the lower stands compared to the November seeding date. Mixed results with stand counts on the Extender versus no-Extender on the November seeding date are likely due to freeze-up shortly after seeding. Stands of all the fall-seeded treatments were reduced by the warm weather in early March, which likely induced premature germination. Contribution margins reflect differences in yield, seed treatments, fungicide costs for sclerotinia control, fertilizer application costs and weed control. The lower contribution margin of the November 16 - Extender compared to the November 16 - No Extender is mostly due to the extra cost of the Extender seed treatment (\$7.02 per acre at the 6.0 lb/ac seeding rate).

XVIII SUMMARY

The third year of the Minnesota Canola Production Centre (CPC) program has been another success. The trials at the Thief River Falls site were chosen to demonstrate basic canola production principles as well as look at new technologies and techniques. While many of the trends in the trials reflected past results from the Canadian CPC program, other trial results differed. Future work will help reveal if these unexpected trends are regionally specific, or if they were just a feature of this year's growing conditions. All of the results will provide good focal points for discussions at extension meetings throughout the winter. This joint project has provided a unique opportunity to share information between Canadian and American growers. Planning for next year's program has already begun with the site for 2001 being 1.5 miles south of the John Deere dealership in Thief River Falls, Minnesota. If you have any questions or comments about the Minnesota CPC program please feel free to contact any of the people listed in the following Field Staff Information section.

XIX FIELD STAFF INFORMATION

David LeGare Scientist University of Minnesota	1102 Groveland Ave. Crookston, Minnesota U.S.A. 56716 Email: dlegare@mail.crk.umn.edu	Tel: (218) 281-4487 Fax: (218) 281-4487
--	---	--

Derwyn Hammond Agronomist Canola Council of Canada	1 Wexford Bay Brandon, Manitoba Canada R7B 3K4 Email: hammond@canola-council.org	Tel: (204) 729-9011 Fax: (204) 729-9011
--	--	--

For additional information:	The Minnesota Canola Council 4630 Churchill St. Suite 1 St. Paul, Minnesota U.S.A. 55126 Email: MNCANOLA@aol.com	Tel: (800) 499-0696 Fax: (651) 638-0756
-----------------------------	--	--

- THE END -