

Cleaning and Disinfesting Machinery and Equipment Contaminated with Clubroot Spores

Clubroot Summit

Executive Royal Inn, Nisku, AB

April 29, 2009

Ron Howard¹, Dustin Burke¹, Steve Strelkov², Murray Hartman³,
Brian Storozynsky⁴, Mike Harding⁵, Merle Olson⁵ and Nick Allen⁵

¹Alberta Agriculture and Rural Development, Brooks, AB

²University of Alberta, Edmonton

³Alberta Agriculture and Rural Development, Lacombe, AB

⁴Alberta Agriculture and Rural Development, Lethbridge, AB

⁵Innovotech Inc., Brooks and Edmonton

Introduction

- *Plasmodiophora brassicae* is primarily a soil-borne pathogen
- Soil movement has been implicated in the spread of clubroot in Alberta
- Infested soil could be moved by various means:
 - Agricultural machinery and farm vehicles
 - Custom operators (seeding, harvesting, fertilizing)
 - Oil and gas operators (drilling, pipelining, servicing)
 - Contractors (road building, excavating, trenching)
 - Recreational users (quadding, bogging, hunting)
 - Wind and water erosion
- Both local and long-distance spread of infested soil is possible, especially when fields are accessed by multiple users

Introduction

- Sanitation of machinery, vehicles, tools and equipment has been used by vegetable producers as a means of clubroot prevention for many years
- The Alberta Clubroot Management Plan (2008) recommends:
 - Removing soil and plant debris from farm equipment
 - Cleaning contaminated surfaces by pressure washing
 - Applying a disinfectant (1-2% bleach) to clean surfaces
- Oil and gas companies have adopted similar practices (<http://www.capp.ca>)
- However, questions have been asked about the practicality of sanitation measures, their potential adverse environmental consequences, and the relative effectiveness of available disinfectants

Project Objectives

1. To compare the effectiveness of various cleaning methods for use on machinery and equipment, e.g. scraping, compressed air & power washing
2. To assess the ability of various physical and chemical treatments to clean soil residues from hard surfaces and to kill clubroot spores
 - Physical methods – Dry heat, hot water, steam, freezing
 - Cleaners – Industrial detergents and related products
 - Disinfectants – sodium hypochlorite, hydrogen peroxide, quaternary ammonia, electrolyzed water, acetic acid, peracetic acid, potassium peroxomonosulphate, chlorine dioxide, oxidized silver, essential oils, etc.
3. Evaluate promising sanitation methods on a pilot scale and advance the most promising ones to commercial-scale field testing

Previous Studies

Donald, E.C., J.M. Lawrence and I.J. Porter. 2002. Evaluation of a fluorescent staining technique as an indicator of pathogenicity of resting spores of *Plasmodiophora brassicae*. *Australasian Plant Pathology* 31: 373-379.

- Adapted a fluorescent staining method to indicate the viability of resting spores
- Tested 3 physical methods (dry heat, pressurized heat & ultraviolet light), 3 ionic stresses (calcium, sodium & potassium salts) and 9 commercial disinfectants (quat ammonias, phenols, peroxides, halogens & alcohols) for sporocidal activity
- Spore viability and pathogenicity were assessed
- They found that physical treatments were the most effective, while ionic and chemical treatments were either marginally effective or ineffective

Optimization of Experimental Methods

- **Inoculum** – Dried canola roots with mature galls were ground in a Wiley to a powder consistency
- **Stains** – Evan's Blue and a mixture of Calcofluor White M2R and Ethidium Bromide were evaluated for their ability to differentiate living from dead resting spores
- **Disinfectants** – 10 commercial products tested at 0.5, 1, 2 and 5 times the general use label rate
- **Stock Spore Concentration:** 10 million spores/mL
- **Reaction Vials** - 4 mL spore suspension + test chemical to achieve the desired concentration
- **Reaction Times** – 10, 20 and 30 minutes

Differential Staining of Clubroot Spores with Calcofluor White and Ethidium Bromide (Takahashi & Yamaguchi 1988)

A = Resting spores
unheated

B = Resting spores heated
at 50°C for 16 hr

C = Resting spores from
clubroot galls stored in a
freezer (-20°C) for 3
months

D = Resting spores from
clubroot galls stored in a
freezer (-20°C) for 8 years

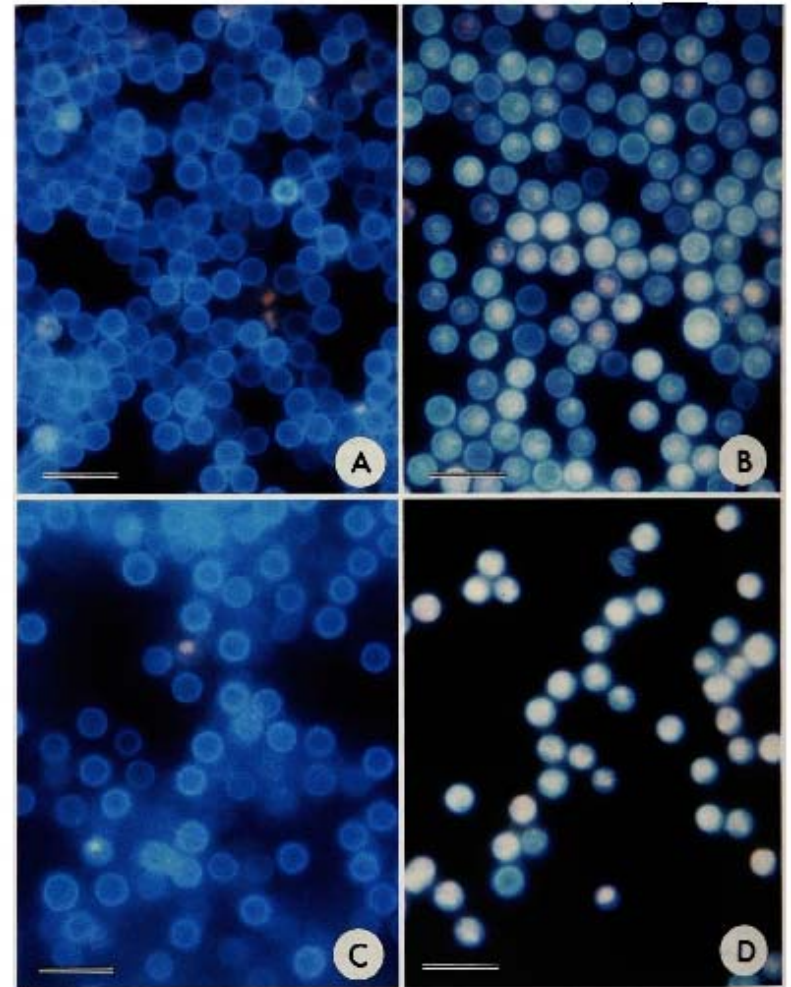


Plate 1. Fluorescence micrographs of resting spores of *Plasmodiophora brassicae* differentially stained with a mixture solution of calcofluor white M2R and ethidium bromide. Bars represent 10 μ m.



- A. Resting spores unheated.
- B. Resting spores heated at 50°C for 16 hr.
- C. Resting spores prepared from clubroot galls stored for 3 months in a freezer.
- D. Resting spores prepared from clubroot galls stored for 8 years in a freezer.

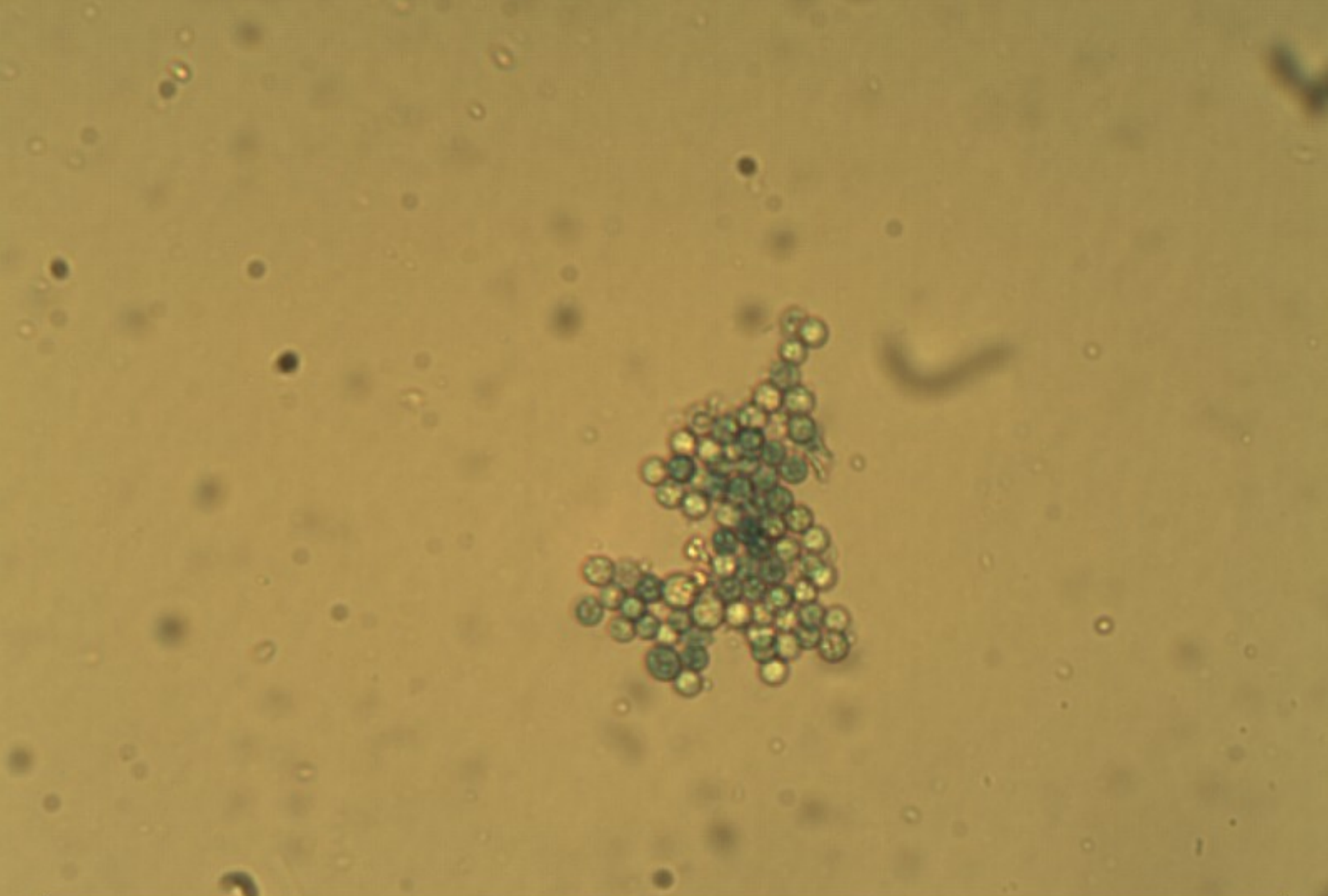
Disinfectants for Equipment Sanitation

Product Names	Active Ingredients
General Storage Disinfectant	Quaternary ammonia
Industrial Bleach	Sodium hypochlorite
SaniDate	Hyd. peroxide + peracetic acid
Virkon	Potassium peroxomonosulphate
Twin Oxide	Chlorine dioxide
ECA anolyte	Mixture of disinfectant ions
KleenGrow	Quat. amm. + isopropyl alcohol
HyperOx	Hyd. peroxide + peracetic acid
Vinegar	Acetic acid
Thymox	Thymol oil

Optimization of Experimental Methods

- **Filtration** - 0.22 micron Millipore filter
- **Spore Suspension** – Re-suspend treated spores in sodium phosphate buffer and withdraw aliquots for staining and inoculation onto plants
- **Inoculation** – Roots of 'Granaat' Chinese cabbage seedlings were dipped in a suspension of treated spores for 10 sec and transplanted to trays; residual suspension was pipetted onto seedlings
- **Disease Ratings** – Roots were washed and rated for gall symptoms (0-3 scale) after 3-4 weeks
- **Statistical Analyses** – Regression of disinfectant concentrations, exposure times and estimated spore viabilities onto disease ratings





Clubroot spores at 40 x objective at 1×10^7 spores per mL heated for 4.0 min (ca. 25 mL) and treated with Evan's blue for ca. 25 min. (02-06-09).



Granaat Chinese Cabbage Seedlings Inoculated with Clubroot Spores



**Sanitation of Farm Machinery and Equipment
Air Seeder**



Air Compressor for Cleaning Soil and Dust from Farm Machinery and Equipment



Water Wagon for Cleaning Soil and Dust from Farm Machinery and Equipment



Air Seeder after Cleaning with Compressed Air and Water

Sanitation of Oilfield Equipment

Setting up to wash a drilling rig. >>



Swift Environmental Ltd.
#2, 51331 Range Road 224, Sherwood Park, Alberta, Canada T8C 1H3
Tel: 780.686.4301 Fax: 780.922.7610 Email: swiftenv@telus.net
Please visit our website: www.swiftenvironmental.com

The Ride-Side™ Berm is available exclusively through Swift Environmental Ltd.
The Ride-Side™ Berm is designed and manufactured by SEI Industries Ltd.
The Ride-Side™ Berm is a registered trade name of SEI Industries Ltd.

Acknowledgements

- Alberta Crop Industry Development Fund
- Canola Agronomic Research Program
- Alberta Agriculture and Rural Development
- University of Alberta, Edmonton, AB
- EnCana Corporation, Calgary, AB
- Harvest Energy Trust, Calgary, AB
- Enerplus Resources, Calgary, AB
- Innovotech, Inc., Edmonton, AB
- Brenntag Canada Inc., Winnipeg, MB
- Vétoquinol Canada Inc., Lavaltrie, PQ
- Pace Chemicals Ltd., Burnaby, BC
- Twin Oxide Canada Corp., Calgary, AB
- M² Laboratory Inc., Sherbrooke, PQ
- Diversified Industries Ltd., Red Deer, AB